

Table Collection I  
Price List 2016

*Effective February 1, 2016*



T M C  
F U R N I T U R E

## Table of Contents

---

3	<b>Environmental Statement</b>
3	<b>Ordering Information</b>
4	<b>Terms, Conditions and General Information</b>
4	<b>Size and Age Chart</b>
6	<b>Product Code Builder</b>
6	<b>Edge Style Chart</b>
7-9	<b>Finish Selections—wood, powdercoat, laminate</b>
9	<b>Glide Selections</b>
10	<b>Table Leg Style Overview</b>
11	<b>Accessories</b>

## TABLES

---

12-23 **Algonquin Tables - wood leg**



24-29 **Eisenhower Tables - wood leg**



30-41 **Finn Tables - metal leg**



42-53 **Flick Tables - metal leg**



54-65 **Kestrel Tables - wood leg**



66-77 **Lorca Tables - metal leg**




78-89 **Plover Tables - wood leg**



90-95 **YUMA Tables - metal leg**



## Ordering Information



### Environment and Sustainability

TMC Furniture is committed to reducing, reusing and recycling to help ease the strain on our environment.

- We design and manufacture all of our products with long life cycles to reduce the need to discard and replace furniture.
- Our products are primarily manufactured using wood – a wonderful organic material that is renewable, recyclable and biodegradable.
- The northern hardwoods that we select for our furniture come from renewable and sustainable forests; we do not use wood from endangered tree species.
- TMC furnishings are made in the USA, which limits our transportation needs (as compared to trans-oceanic imports), thus reducing the carbon footprint of our products.
- Many of our products are constructed using Forbo Linoleum a “high-scoring” LEED material. TMC’s extensive experience with environmentally-friendly materials allows us to easily incorporate them into semi-custom and fully-custom products.
- Our metal and plastic products contain recycled content.
- Our adhesives, stains and finishes are designed to minimize harmful emissions – wherever possible, we use water-based products.
- Both our locations – TMC’s Grand Rapids Factory and Ann Arbor Office – are committed to recycling paper, cardboard, plastics and scrap materials left over from our furniture production, thus dramatically reducing landfill requirements.
- We are just-in-time manufacturers, eliminating storing unnecessary inventory.
- We offer blanket-wrap shipping, thereby eliminating packaging waste.

Whenever possible, TMC uses processing procedures and products that have minimal environmental impact.



**BIFMA**

### ORDERS

Please submit all orders in writing and specify each item by its product code and the corresponding model description, finish, upholstery and options offered in the price list. If your current order must match a previous order, a sample product from the original order needs to accompany your new order to assure uniformity of finish and construction.

### ACKNOWLEDGEMENT

Our written acknowledgement will notify you that your order has been accepted. If there is any discrepancy, you need to notify us within 72 hours using the approval request form that is provided by TMC.

You will receive an estimated ship date once your order has been fully acknowledged and approved. If for some reason your furniture must not ship earlier than the estimated ship date, please specify a “Do not ship before date” in your purchase order. While we make every effort to ship your furniture on time, we are not responsible for delays in scheduling or failure to make a scheduled shipping date due to factors beyond our control such as strikes, lockouts or other labor complications, wars, riots, Acts of God, fires, accidents, restraints affecting shipment or credit, reduced supply, excessive cost of fuel or raw material, delays from suppliers, compliance with government regulations or other unforeseen contingencies.

### WOOD FINISHES

TMC’s wood finishes, like all wood finishes, can be light sensitive, therefore care should be taken to avoid placing your chairs in areas exposed to intense natural light. We apply UV blocker on our furniture, however, expect some wood finish colors to shift over time. There are variations common to all wood species, so the color and grain characteristics of our finish samples may not exactly match the finish of the furniture you receive from us. The aniline dyes, wood stains and toners penetrate wood, however, chair seats, furniture surfaces and edges may show wearing with use especially on the dark finish colors.

### WATER BASE TOP COAT FINISH

TMC’s water base top coat is also available on all of our products. No upcharges will apply. To order simply put a W- before the finish number. For example W-01 is water based Clear.

### CUSTOM WOOD FINISH MATCH

We will be pleased to prepare custom wood finish matches for you, however, all custom matches are subject to a minimum mixing charge. The set-up is \$445.00 LIST and \$16.00 LIST per unit. We require several important conditions for all custom finish orders. First, your custom finish must be approved by our factory. Please allow up to three weeks for our factory to prepare the custom wood finish match sample. Second, due to limitations of the raw materials and the natural background color of wood, not all colors can be successfully reproduced. As a result, we cannot always determine beforehand whether or not a color is suitable for custom finish matching. This is especially true in the case of custom colors submitted on non-wood products. If we are unable to produce a commercial match to your custom color, you will be notified as early as possible and you will not be charged.

Terms, Conditions and Shipping Information

**PRICES**

All prices in our catalog are list prices F.O.B. our factory in Grand Rapids, Michigan. Our chair pricing includes packing and corrugated cartoning for common carrier shipments. Our list prices do not include freight, storage, taxes or additional packaging required for UPS or blanket wrapped shipments. Our prices are subject to change without notice.

We reserve the right to change quotation prices prior to acceptance by you. Our quotation prices are valid for 30 days; a TMC quote older than 30 days must be re-submitted for dating and approval. Any pricing for orders in which you specify a shipment 90 days or more after the formal date of acknowledgment will be based on the product's prevailing price at time of shipment.

**RESALE RIGHTS**

We reserve the right to reject any order placed by any customer for any reason, irrespective of whether orders have been previously accepted from that customer; and without incurring any liability to that customer. No customer shall have a continuing right to buy products from us except as part of a formal dealer agreement or other written agreement covering future supply and authorized by us and the reseller. Distribution of our price list or catalog does not itself constitute an offer to sell.

**CREDIT AND PAYMENT TERMS**

New customers are encouraged to establish an open account; to do this, please request a credit application from our accounting department. One bank and three trade references will be required. Credit will be established upon review and approval of your application. Please allow up to four weeks delay for credit approval. To avoid this delay, orders from new accounts must be accompanied by a 50% deposit. If credit is approved by the time your first order is ready to ship, the balance must be paid within the terms stated on your acknowledgement. Accounts that are inactive for a twelve-month period will automatically be closed and are subject to the above conditions for new accounts. We reserve the right to change or cancel credit and may request advance payment at any time.

Once you have established an open account with us, terms are "Net 15 Days" after the date of our invoice. We add a service charge of 2% each month to all past due accounts. Additionally, we cease processing all orders for past due accounts until the amount due, including any service charge, is paid in full. We require a down payment of 50% for all custom orders, and we will not schedule custom orders for production until the down payment is received.

**CHANGES AND CANCELLATIONS**

You must receive factory approval to change or cancel your order. We will make every reasonable effort to stop production scheduling and shipment after we have received your written notification of any changes, cancellations or deferrals. However, we ask that you comply with the following:

**Changes**

Order changes are subject to a fee which will be used to cover administrative, design and/or engineering time. Any change request(s) must be documented in writing. We will in turn, confirm in writing, our acknowledgement of your change and inform you of the fee amount (if applicable). Order changes received after production has started involving only an increase in quantity will not be assessed a charge. Custom orders or orders with custom finishes cannot be changed after work has been started. Orders for upholstered chairs may not be changed after upholstery cover has been cut. You will receive the goods as ordered and be liable for amount due.

**Cancellations**

We charge \$100 for cancellations received prior to production. Cancellations received after production has been started will be assessed the total accumulated cost of the project plus a \$100 net cancellation charge to cover administrative costs.

**FREIGHT PROGRAM**

TMC Furniture has a freight program that applies to deliveries inside the continental United States. The rates are based on the percentage of the LIST price of TMC Furniture products. Percentages will vary according to the destination state. Please see the LTL Freight Program PDF, a companion worksheet, for freight zones and percentage rates. Available on our website under Resources>Programs. For deliveries outside the continental United States, please contact customer service for your freight rate.

**SHIPPING**

We will ship in accordance with your written instructions. If you omit specific shipping instructions, then we will ship in the manner that we consider to be the best way. All shipments are sent F.O.B. Grand Rapids, Michigan. Our liability ends when the carrier issues a receipt to us, which is an acknowledgement by the transportation company that the shipment has been received in good condition. Title of the goods and risk of loss then transfers to you. Freight must be paid by you unless otherwise acknowledged in writing by TMC. We make every effort to ship orders complete and on schedule. We reserve the right to make partial shipments as merchandise is ready. Our failure to deliver all the merchandise at one time does not relieve you from the obligation to accept and pay for the merchandise you receive.

**DAMAGE CLAIMS**

All our products are thoroughly inspected prior to shipment from our factory and packed to comply with carrier requirements. You should carefully inspect all items upon arrival and note any obvious damage on the receipt of delivery and if possible, photograph the damage. You need to file a written claim immediately with the carrier if you discover any obvious or subsequently concealed damage. Caution: When a clear receipt is obtained by a carrier, then the carrier is no longer responsible for damages or shortages. Damaged freight cannot be refused by the consignee (buyer). Processing claims for damage and shortages are the responsibility of the buyer. At no time can claims be deducted from our invoices.

**DEFERRED SHIPMENTS**

If you request a delay in shipment of your order and your order is complete or in the production cycle, then we assess charges from the completion date in accordance with our policy for "Storage by the Manufacturer."

**STORAGE BY THE MANUFACTURER**

If you cannot accept delivery when your furniture is ready, according to the terms of our acknowledgement, then we reserve the right to transfer the merchandise to storage at your expense, and the order will be invoiced at the time of storage. Payment of this invoice will be due on the original terms stipulated in our acknowledgement. Storage charges and freight charges for delivery will be invoiced separately upon release of the merchandise from storage and will be due upon receipt of the invoice.

We charge \$3.50 net per hundred weight, or a minimum of \$35.00, whichever is greater, plus \$35.00 net handling for any items that are required to be stored for more than a week. If long-term storage (i.e., anything over 30 days) becomes necessary, then we require you to arrange appropriate warehousing and insurance coverage and the merchandise will be stored at your risk.

**STORAGE AND USE BY OWNER**

Due to the nature of wood products, we cannot guarantee any product stored, used or placed in an environment where temperature and humidity are not controlled. Temperatures must be maintained within a range of 50°-80° F (10°-27° C); the relative humidity must be maintained between 25% and 40%. Not surprisingly, these conditions are also commonly recommended human health standards.

**RETURN POLICY**

All of products are made to order and are not eligible for return. If by small chance your product was given the ok for return there is a 30% restocking charge plus freight.

**Terms, Conditions and Shipping Information**

**WARRANTY**

All TMC products are made to our high production and design standards and are warranted to be free from defects in material and workmanship for a period of five years from the date of shipment from our factory. Our obligation during this warranty period is limited to repair or replacement at our option. This warranty covers defects in workmanship that would lead to veneer lifting or peeling, glue joint failure, and wood joints pulling apart. TMC's warranty covers the lifting of plastic laminate, linoleum or other surface material from substrate, but we can only underwrite the original manufacturer's guarantee against scratching, chipping and material defect. TMC uses finishing techniques that highlight the inherent beauty of wood. However, wood is a natural product with naturally-occurring imperfections: depending on the species and cut certain hardwoods and veneers may absorb our stains differently; all finishes can be expected to mellow with age; and some expansion/contraction is normal. Therefore, the foregoing are not considered defects in materials or manufacturing process and are not covered under this warranty. TMC does not warrant products manufactured to the specifications of others nor their fitness for particular purpose or use. No warranty is made for non-standard materials selected by and used at the request of the customer such as COM, COL, or any other customer-supplied or specified product.

Our warranty becomes null and void on any goods repaired or altered by any person who is not authorized by TMC or where the purchaser has failed to follow published instructions for assembly, use or care. This warranty covers our products under normal use and in service under conditions for which the products are designed. TMC considers normal use to be single-shift service (eight hours per day, five days per week); extended use (multiple shifts, 24-hour facilities, etc.) will reduce this warranty to two years. Additionally, this warranty becomes null and void on any products which, in the judgment of TMC, have been subject to abuse, misuse, improper storage, negligence, acts of God, or environmental conditions such as heat or humidity or damage to the products that is not attributable to the failure of the products themselves. We make no other warranties either expressed or implied regarding any matter whatsoever, including, without limitation, the condition of the merchandise, its merchantability, or its fitness for any particular use or purpose, and in no event shall TMC be liable for incidental or consequential damages. Any defects should be reported immediately. All claims will be processed by TMC's Customer Service Department, and all returns must be authorized by us in writing. Merchandise authorized for return, repair or replacement must be removed from service, shipped and installed at the expense of the customer. A copy of the original purchase order must accompany all claims. This warranty is not transferable.

**Additional Information**

**PRODUCT DIMENSIONS, SPECIFICATIONS AND VARIATIONS**

The sizes and weights listed for our products are approximated. We reserve the right to make changes in design and construction or discontinue products without notice. Due to conditions beyond our control all wood products, fabrics and vinyls are subject to variations in color, texture and grain.

Our price list specifications supersede all other specifications whether verbal or written, and may not be altered without the written consent of an officer of TMC. All clerical errors on any agreement, publication, correspondence, price list, or product literature pieces are subject to correction at any time.

**CARE AND MAINTENANCE**

Since furniture is installed and used under a variety of conditions, we urge you to make inspections no less than every six months to look for damage or signs of structural fatigue incurred in daily handling, use and abuse. Your examination should include welds, machine screw assemblies and the shell to base fasteners. If you discover problems that could compromise the structural safety of a chair, table or other product, you should immediately remove it from service and TMC should be notified. Coats and other articles should not be hung on the backs of chairs. This practice may cause chairs to be unstable.

**Wood Edges and Veneer Surfaces**

Clean surfaces with a damp soft cloth. Dry surface by moving a soft cloth in the direction of the wood grain. Avoid placing tables under intense direct sunlight.

**Powder Coat Surfaces**

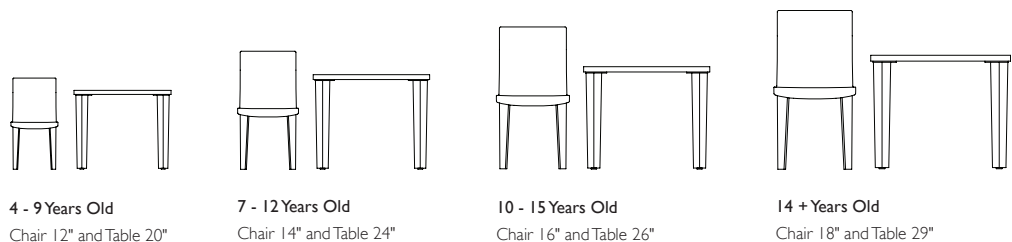
Clean surfaces with a mild soap solution. Dry with a soft cloth.

**Chrome Surfaces**

Clean with window cleaner or a damp cloth. Dry with a soft cloth.

**SIZE AND AGE CHART**

Recommended table and chair seat height and table height combinations for each stage of a child's development. Chair and table options recommended for 14 + Years Old are part of the adult collection.



**Table Collection I**

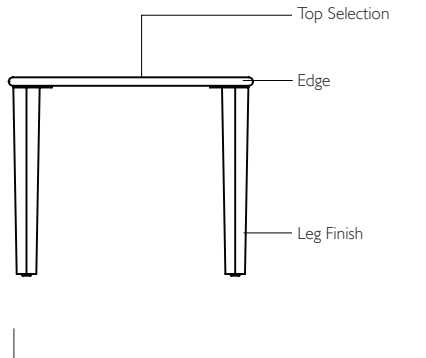
How to Build a Product Code

**PRODUCT CODE BUILDER**

TMC's ordering system uses a product code that requires specifications to be detailed in a precise order. To make it easier for you to specify our products, we suggest you use the Ordering Instructions and Product Code Builder at the bottom of each price list page to create your corresponding product code. Should you have any questions, feel free to contact our customer service department or your sales rep, and they will be happy to assist you.

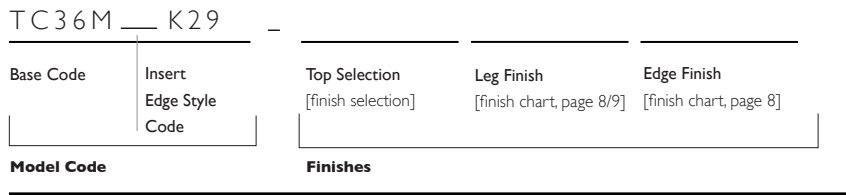
**ANATOMY AND TERMINOLOGY OF FURNITURE**

TMC's ordering system uses a product code that requires knowledge of furniture anatomy terminology you may not be familiar with. Use the following diagram as you complete your Product Code Builder, which is at the bottom of each price list page. Should you have any questions regarding unfamiliar terminology, feel free to contact our customer service department or your sales rep, and they will be happy to assist you.



Tables

**ORDERING INSTRUCTIONS:** Please refer to the product code builder below



**Edge Style Codes:**

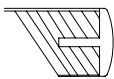
- 10 Laminate Self Edge
  - 15 Vinyl T-Mold
  - 20 Maple Edge
  - 25 Plywood Edge
  - 30 Eased Edge
  - 31 Waterfall
  - 32 Bullnose
  - 33 Top Chamfer
  - 34 Bottom Chamfer
- } Solid wood

For edge details below

Edge Styles

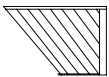


10 Laminate Self Edge

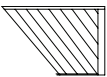


15 Vinyl T-Mold 0.25

Edgeband (0.125")

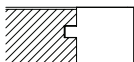


20 Maple Edge



25 Plywood Edge

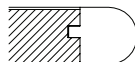
Solid Wood (1.250")



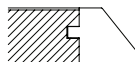
30 Eased Edge



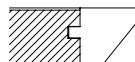
31 Waterfall



32 Bullnose



33 Top Chamfer



34 Bottom Chamfer

## Table Collection I

### Standard Option Codes and Semi-Custom Upcharges

#### STANDARD WOOD FINISHES

For color representation, please refer to each collection's specific finish chart or page 8

Transparent Wood Finishes		Toner Wood Finishes	
Clear	<b>01</b>	Aztec Red	<b>110</b>
Light Oak	<b>23</b>	Tangerine	<b>116</b>
Medium Oak	<b>26</b>	Mango	<b>113</b>
Tuscany	<b>18</b>	Palomino	<b>102</b>
Cherry	<b>84</b>	Grapefruit	<b>101</b>
Mahogany	<b>92</b>	Pistachio	<b>103</b>
Umber	<b>82</b>	Clover	<b>104</b>
Currant	<b>68</b>	Barracuda Blue	<b>120</b>
Tomato	<b>47</b>	Chicory	<b>108</b>
Pumpkin Pine	<b>06</b>	French Blue	<b>111</b>
Goldenrod	<b>08</b>	Blue Bell	<b>109</b>
Canary	<b>09</b>	Ocean	<b>105</b>
Spruce	<b>48</b>	Iris	<b>112</b>
Emerald	<b>77</b>		
Marsh	<b>71</b>		
Fern	<b>46</b>		
Verde	<b>52</b>		
Nightfall	<b>73</b>		
Violet	<b>81</b>		
Lupin	<b>83</b>		
Storm	<b>56</b>		
Chocolate	<b>85</b>		
Transparent Black	<b>98</b>		
Glacier	<b>03</b>		
Milk	<b>02</b>		

#### Opaque Wood Finishes

Chalk White	<b>117</b>
Pitch Black	<b>119</b>

#### POWDERCOAT FINISHES

For color representation, please refer to each collection's specific finish chart or page 9

#### Standard Powdercoat

White	<b>A-PF10</b>
Black	<b>A-PF11</b>

#### Semi-Custom Powdercoat

Cream	<b>B-PF22</b>
Grey	<b>B-PF23</b>
Yellow	<b>B-PF25</b>
Red	<b>B-PF24</b>
Cerulean Blue	<b>B-PF26</b>
Dark Blue	<b>B-PF28</b>
Dark Green	<b>B-PF29</b>

#### Semi-Custom Powdercoat Metals

Silver	<b>C-PP11</b>
Bronze	<b>C-PP12</b>
Champagne	<b>C-PP13</b>
Matte Chrome	<b>C-PP14</b>

#### Semi-Custom Powdercoat Upcharges

**\$410. LIST** for set up  
**\$17.50 LIST** per unit

#### Chrome Finish Code **B-PP20**

Available on select product. Please see customer service for pricing unless noted in this Price List.

#### Custom Powdercoat Upcharges **CC**

**\$875. LIST** for set up  
**\$30.00 LIST** per unit

#### CUSTOM FINISHES AND DESIGNS

Please contact customer service with questions regarding custom finishes.

#### Custom Wood Finish Upcharges

**CC**

The upcharge costs associated with custom wood finish options are as follows: \$445.00 LIST for set up and \$16.00 LIST per unit.

#### WATER BASE TOP COAT WOOD FINISH

**W-\_\_\_**

Prefix *W-* with finish number. For example, if specifying Light Oak (23) with a water base, the correct code is as follows: *W-23*.

#### STANDARD LAMINATE

**SL**

TMC Furniture has standard laminate offerings from Arborite, Wilsonart, Pionite, Formica, and Nevamar. If specifying a standard laminate, use *SL*. (If a non-standard laminate is selected from a company on TMC's standard list, it is considered custom.)

#### \*Custom Laminate Upcharges

**CL**

TMC Furniture has premium laminate offerings from Arborite, Wilsonart, Pionite, Formica, Nevamar and any other manufacturer. Upcharges apply. Please consult customer service.

#### STANDARD MARMOLEUM

Standard marmoleum from FORBO is available. Please consult customer service for pricing.

#### MODIFICATIONS TO STANDARD PRODUCT


For modifying standard product such as chair/table leg heights, please contact customer service for upcharges.

Wood Finishes

**TRANSPARENT WOOD FINISHES - MAPLE**



**TONER WOOD FINISHES - MAPLE**



**OPAQUE WOOD FINISHES - MAPLE**



Laminate Table Top Options

**ARBORITE\*, FORMICA\*, WILSONART\*, PIONITE\* and NEVAMAR\***

\*If specifying a standard laminate from the aforementioned standard list, use the code *SL*.

\*If specifying a non-standard laminate from a company on the aforementioned standard list, it is considered custom. Use the code *CL*.

**STANDARD WOOD FINISH AND LAMINATE UPCHARGES**

There are no upcharges for standard wood finishes and standard laminates.

**CUSTOM FINISH AND DESIGN UPCHARGES**

Custom wood finish and laminate options are available. For upcharge information, please see Page 7 and contact customer service with any additional questions.



## Table Collection I

---

### Powdercoat Finishes - metal legs

Standard

Semi-Custom

---



White A-PF10



Black A-PF11



Cream



Grey B-PF23



Yellow B-PF25



Red B-PF24



Cerulean Blue  
B-PF26



Dark Blue  
B-PF28



Dark Green  
B-PF29

### Semi-Custom - Powder Coat Metals

---




Silver  
C-PP10



Champagne  
C-PP13



Bronze  
C-PP12



Matte Chrome  
C-PP14

### SEMI-CUSTOM AND CUSTOM UPCHARGES

Please see Page 7 for details or contact customer service with any additional questions.

### Vinyl T-Mold Colors - table edge color

---



Beige VT01



Warm Grey  
VT02



Cool Grey  
VT03



Red VT04



Blue VT05



Black VT06

### Wood Glide Colors for Lorca Tables only

---



Yellow Y



Red R



Blue L



Grey E



Black B

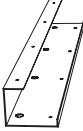
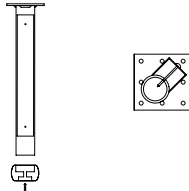






## Table Collection I

### TABLE OVERVIEW

Description	Worksurface Height	Leg/Base Model
Algonquin Wood Leg 	20"	A20
	24"	A24
	26"	A26
	29"	A29
Eisenhower Wood Leg 	29"	E29
FINN Metal Leg 	20"	N20
	24"	N24
	26"	N26
	29"	N29
Flick Metal Leg 	25"	C25
	29"	C29
Kestrel Wood Leg 	20"	K20
	24"	K24
	26"	K26
	29"	K29
Lorca Metal Leg 	20"	L20
	24"	L24
	26"	L26
	29"	L29
Plover Wood Leg 	20"	P20
	24"	P24
	26"	P26
	29"	P29
YUMA Metal leg 	29"	Y29

**Table Collection I**

ACCESSORIES

Product	Model	Description	
Metal Wire Management Tray 	A-WM24	2.5" H x 24"W x 3.62" D 18 gauge cold rolled steel with .5"H lip. Color: Powdercoated Black	
Lorca Leg Wire Manager 	A-WML20	20" H x 1.75"W x 1.25" D 14 gauge cold rolled steel with .75" C-channel to separate power from data lines. Connected to the side of a Lorca Table leg by 2 sheet metal screws. Wire Manager can be powdercoated to match the table leg 17.625"	
	A-WML24	24" H x 1.75"W x 1.25" D 14 gauge cold rolled steel with .75" C-channel to separate power from data lines. Connected to the side of a Lorca Table leg by 2 sheet metal screws. Wire Manager can be powdercoated to match the table leg 21.625"	
	A-WML26	26" H x 1.75"W x 1.25" D 14 gauge cold rolled steel with .75" C-channel to separate power from data lines. Connected to the side of a Lorca Table leg by 2 sheet metal screws. Wire Manager can be powdercoated to match the table leg 23.625"	
	A-WML29	29" H x 1.75"W x 1.25" D 14 gauge cold rolled steel with .75" C-channel to separate power from data lines. Connected to the side of a Lorca Table leg by 2 sheet metal screws. Wire Manager can be powdercoated to match the table leg 26.625"	
Kestrel Leg Wire Manager 	A-WMK29	1" router on center .75" deep Available in all leg heights	
Plastic Vertical Wire Manager 	A-WMPV	1-3/32" H x 7/16"W x 26"L Color: Black	
Grommet and Power Data    			
3" Grommet Set A-G3	3" Grommet Sleeve A-G3S	Oval Grommet A-G26	See see customer service for power data offerings

# Algonquin tables


## **Construction**

**Worksurfaces:** 1.125" premium particle board with laminate or wood veneer surface with phenolic backer on the underside.

**Algonquin Legs:** Constructed of Select North American solid maple legs, squared. A metal top plate is fastened to the wood leg using (4) pan head wood screws counter sunk into the plate. The plate is attached to the underside of the table surface using machine screws into metal inserts. A hidden, adjustable glide is inserted into the leg bottom.

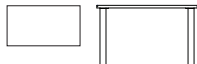


Edge Styles

Algonquin Table 29"H	Description	Base Code	10	15	20	25	30	31	32	33	34
	30" DIA†	TC30L__A29	\$1,160.	\$1,160.	\$1,248.	\$1,248.	\$1,700.	\$1,700.	\$1,700.	\$1,700.	\$1,700.
	36" DIA	TC36L__A29	\$1,184.	\$1,184.	\$1,244.	\$1,244.	\$1,784.	\$1,784.	\$1,784.	\$1,784.	\$1,784.
	42" DIA	TC42L__A29	\$1,280.	\$1,280.	\$1,372.	\$1,372.	\$2,172.	\$2,172.	\$2,172.	\$2,172.	\$2,172.
	48" DIA	TC48L__A29	\$1,348.	\$1,348.	\$1,452.	\$1,452.	\$2,312.	\$2,312.	\$2,312.	\$2,312.	\$2,312.
	60" DIA	TC60L__A29	\$1,604.	\$1,604.	\$1,768.	\$1,768.	\$2,984.	\$2,984.	\$2,984.	\$2,984.	\$2,984.
	72" DIA *	TC72L__A29	\$2,292.	\$2,292.	\$2,540.	\$2,540.	\$4,136.	\$4,136.	\$4,136.	\$4,136.	\$4,136.
	84" DIA ***	TC84L__A29	\$3,440.	\$3,440.	\$3,816.	\$3,816.	\$5,672.	\$5,672.	\$5,672.	\$5,672.	\$5,672.
	96" DIA ***	TC96L__A29	\$3,496.	\$3,496.	\$3,920.	\$3,920.	\$6,968.	\$6,968.	\$6,968.	\$6,968.	\$6,968.

†30" DIA table does not accommodate chairs. For stools or side table applications only.

SQUARE	Description	Base Code	10	15	20	25	30	31	32	33	34
	30" W x 30" L	TS3030L__A29	\$1,124.	\$1,124.	\$1,192.	\$1,192.	\$1,492.	\$1,492.	\$1,492.	\$1,492.	\$1,492.
	36" W x 36" L	TS3636L__A29	\$1,184.	\$1,184.	\$1,248.	\$1,248.	\$1,624.	\$1,624.	\$1,624.	\$1,624.	\$1,624.
	42" W x 42" L	TS4242L__A29	\$1,280.	\$1,280.	\$1,348.	\$1,348.	\$1,912.	\$1,912.	\$1,912.	\$1,912.	\$1,912.
	48" W x 48" L	TS4848L__A29	\$1,348.	\$1,348.	\$1,432.	\$1,432.	\$1,988.	\$1,988.	\$1,988.	\$1,988.	\$1,988.
	60" W x 60" L	TS6060L__A29	\$1,816.	\$1,816.	\$1,972.	\$1,972.	\$2,684.	\$2,684.	\$2,684.	\$2,684.	\$2,684.

RECTANGLE	Description	Base Code	10	15	20	25	30	31	32	33	34
	30" W x 36" L	TR3036L__A29	\$1,144.	\$1,144.	\$1,228.	\$1,228.	\$1,532.	\$1,532.	\$1,532.	\$1,532.	\$1,532.
	30" W x 42" L	TR3042L__A29	\$1,180.	\$1,180.	\$1,276.	\$1,276.	\$1,556.	\$1,556.	\$1,556.	\$1,556.	\$1,556.
	30" W x 48" L	TR3048L__A29	\$1,200.	\$1,200.	\$1,300.	\$1,300.	\$1,612.	\$1,612.	\$1,612.	\$1,612.	\$1,612.
	30" W x 60" L	TR3060L__A29	\$1,352.	\$1,352.	\$1,472.	\$1,472.	\$1,824.	\$1,824.	\$1,824.	\$1,824.	\$1,824.
	30" W x 72" L	TR3072L__A29	\$1,400.	\$1,400.	\$1,580.	\$1,580.	\$1,964.	\$1,964.	\$1,964.	\$1,964.	\$1,964.
	30" W x 84" L*	TR3084L__A29	\$1,512.	\$1,512.	\$1,712.	\$1,712.	\$2,160.	\$2,160.	\$2,160.	\$2,160.	\$2,160.
	30" W x 96" L*	TR3096L__A29	\$1,896.	\$1,896.	\$2,052.	\$2,052.	\$2,640.	\$2,640.	\$2,640.	\$2,640.	\$2,640.
	36" W x 42" L	TR3642L__A29	\$1,228.	\$1,228.	\$1,304.	\$1,304.	\$1,624.	\$1,624.	\$1,624.	\$1,624.	\$1,624.
	36" W x 48" L	TR3648L__A29	\$1,276.	\$1,276.	\$1,356.	\$1,356.	\$1,708.	\$1,708.	\$1,708.	\$1,708.	\$1,708.
	36" W x 60" L	TR3660L__A29	\$1,424.	\$1,424.	\$1,524.	\$1,524.	\$1,948.	\$1,948.	\$1,948.	\$1,948.	\$1,948.
	36" W x 72" L	TR3672L__A29	\$1,524.	\$1,524.	\$1,652.	\$1,652.	\$2,160.	\$2,160.	\$2,160.	\$2,160.	\$2,160.
	36" W x 84" L*	TR3684L__A29	\$1,896.	\$1,896.	\$2,008.	\$2,008.	\$2,528.	\$2,528.	\$2,528.	\$2,528.	\$2,528.
	36" W x 96" L*	TR3696L__A29	\$1,976.	\$1,976.	\$2,016.	\$2,016.	\$2,656.	\$2,656.	\$2,656.	\$2,656.	\$2,656.
	42" W x 60" L	TR4260L__A29	\$1,480.	\$1,480.	\$1,580.	\$1,580.	\$2,260.	\$2,260.	\$2,260.	\$2,260.	\$2,260.
	42" W x 72" L	TR4272L__A29	\$1,556.	\$1,556.	\$1,676.	\$1,676.	\$2,304.	\$2,304.	\$2,304.	\$2,304.	\$2,304.
	42" W x 84" L*	TR4284L__A29	\$1,960.	\$1,960.	\$2,032.	\$2,032.	\$2,776.	\$2,776.	\$2,776.	\$2,776.	\$2,776.
	42" W x 96" L*	TR4296L__A29	\$2,012.	\$2,012.	\$2,064.	\$2,064.	\$2,920.	\$2,920.	\$2,920.	\$2,920.	\$2,920.
	42" W x 108" L*	TR42108L__A29	\$2,260.	\$2,260.	\$2,572.	\$2,572.	\$3,440.	\$3,440.	\$3,440.	\$3,440.	\$3,440.
	42" W x 120" L**	TR42120L__A29	\$2,572.	\$2,572.	\$2,912.	\$2,912.	\$3,816.	\$3,816.	\$3,816.	\$3,816.	\$3,816.
	48" W x 60" L	TR4860L__A29	\$1,692.	\$1,692.	\$1,876.	\$1,876.	\$2,504.	\$2,504.	\$2,504.	\$2,504.	\$2,504.
	48" W x 72" L	TR4872L__A29	\$1,728.	\$1,728.	\$1,932.	\$1,932.	\$2,604.	\$2,604.	\$2,604.	\$2,604.	\$2,604.
	48" W x 84" L*	TR4884L__A29	\$1,996.	\$1,996.	\$2,276.	\$2,276.	\$2,952.	\$2,952.	\$2,952.	\$2,952.	\$2,952.
	48" W x 96" L*	TR4896L__A29	\$2,064.	\$2,064.	\$2,312.	\$2,312.	\$3,092.	\$3,092.	\$3,092.	\$3,092.	\$3,092.

WEIGHT: Please inquire with customer service for information.

MORE INFORMATION: \* 5 legs total ■ \*\* 6 legs total ■ \*\*\* 7 legs total ■ 60" or longer include an anti-sag stiffener(s).

ORDERING INSTRUCTIONS: Please refer to the product code builder below

TC36L\_\_A29


Base Code	Insert Edge Style Code	Top Selection [laminate selection]	Leg Finish [finish chart, page 8]	Edge Finish [finish chart, page 8]
Model Code		Finishes		

Edge Style Codes:

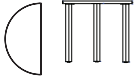
- 10 Laminate Self Edge
  - 15 Vinyl T-Mold
  - 20 Maple Edge
  - 25 Plywood Edge
  - 30 Eased Edge
  - 31 Waterfall
  - 32 Bullnose
  - 33 Top Chamfer
  - 34 Bottom Chamfer
- Solid wood

For edge details refer to page 6

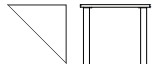
Edge Styles

Algonquin Table 29" H	Description	Base Code	10	15	20	25	30	31	32	33	34
	36" DIA	TQ36L__A29	\$1,488.	\$1,488.	\$1,624.	\$1,624.	\$1,888.	\$1,888.	\$1,888.	\$1,888.	\$1,888.
	42" DIA	TQ42L__A29	\$1,596.	\$1,596.	\$1,748.	\$1,748.	\$2,304.	\$2,304.	\$2,304.	\$2,304.	\$2,304.
	48" DIA	TQ48L__A29	\$1,656.	\$1,656.	\$1,824.	\$1,824.	\$2,464.	\$2,464.	\$2,464.	\$2,464.	\$2,464.
	60" DIA	TQ60L__A29	\$1,916.	\$1,916.	\$2,156.	\$2,156.	\$2,968.	\$2,968.	\$2,968.	\$2,968.	\$2,968.

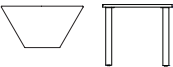
1/2 ROUND

	30" DIA †	TH30L__A29	\$912.	\$912.	\$1,052.	\$1,052.	\$1,404.	\$1,404.	\$1,404.	\$1,404.	\$1,404.
	36" DIA	TH36L__A29	\$1,020.	\$1,020.	\$1,080.	\$1,080.	\$1,448.	\$1,448.	\$1,448.	\$1,448.	\$1,448.
	42" DIA	TH42L__A29	\$1,096.	\$1,096.	\$1,168.	\$1,168.	\$1,564.	\$1,564.	\$1,564.	\$1,564.	\$1,564.
	48" DIA	TH48L__A29	\$1,120.	\$1,120.	\$1,184.	\$1,184.	\$1,608.	\$1,608.	\$1,608.	\$1,608.	\$1,608.
	60" DIA	TH60L__A29	\$1,508.	\$1,508.	\$1,596.	\$1,596.	\$2,120.	\$2,120.	\$2,120.	\$2,120.	\$2,120.

†30" DIA table does not accommodate chairs. For stools or side table applications only.

TRIANGLE	Description	Base Code	10	15	20	25	30	31	32	33	34
	36" W x 36" L	TT3636L__A29	\$1,072.	\$1,072.	\$1,148.	\$1,148.	\$1,372.	\$1,372.	\$1,372.	\$1,372.	\$1,372.
	48" W x 48" L	TT4848L__A29	\$1,152.	\$1,152.	\$1,276.	\$1,276.	\$1,580.	\$1,580.	\$1,580.	\$1,580.	\$1,580.
	60" W x 60" L	TT6060L__A29	\$1,360.	\$1,360.	\$1,520.	\$1,520.	\$1,728.	\$1,728.	\$1,728.	\$1,728.	\$1,728.

TRAPEZOID

	30" W x 48" L	TZ3048L__A29	\$1,404.	\$1,404.	\$1,492.	\$1,492.	\$1,840.	\$1,840.	\$1,840.	\$1,840.	\$1,840.
	30" W x 60" L	TZ3060L__A29	\$1,504.	\$1,504.	\$1,592.	\$1,592.	\$1,988.	\$1,988.	\$1,988.	\$1,988.	\$1,988.
	36" W x 60" L	TZ3660L__A29	\$1,652.	\$1,652.	\$1,764.	\$1,764.	\$2,044.	\$2,044.	\$2,044.	\$2,044.	\$2,044.
	36" W x 72" L	TZ3672L__A29	\$1,880.	\$1,880.	\$2,008.	\$2,008.	\$2,896.	\$2,896.	\$2,896.	\$2,896.	\$2,896.

CLOVERLEAF

	60" W x 60" L	TCL6060L__A29	\$1,996.	\$1,996.	\$2,196.	\$2,196.	NA				
---	---------------	---------------	----------	----------	----------	----------	----	--	--	--	--

**WEIGHT:** Please inquire with customer service for information.

**MORE INFORMATION:** 60" or longer include an anti-sag stiffener(s).

**ORDERING INSTRUCTIONS:** Please refer to the product code builder below

TC36L\_\_A29


Base Code	Insert Edge Style Code	Top Selection [laminate selection]	Leg Finish [finish chart, page 8]	Edge Finish [finish chart, page 8]
Model Code	Finishes			

**Edge Style Codes:**

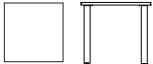
- 10 Laminate Self Edge
  - 15 Vinyl T-Mold
  - 20 Maple Edge
  - 25 Plywood Edge
  - 30 Eased Edge
  - 31 Waterfall
  - 32 Bullnose
  - 33 Top Chamfer
  - 34 Bottom Chamfer
- Solid wood

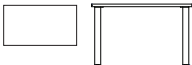
For edge details refer to page 6

Edge Styles

Algonquin Table 29" H	Description	Base Code	15	20	25	30	31	32	33	34
	30" DIA †	TC30M__A29	\$1,416.	\$1,472.	\$1,472.	\$1,996.	\$1,996.	\$1,996.	\$1,996.	\$1,996.
	36" DIA	TC36M__A29	\$1,492.	\$1,544.	\$1,544.	\$2,140.	\$2,140.	\$2,140.	\$2,140.	\$2,140.
	42" DIA	TC42M__A29	\$1,672.	\$1,752.	\$1,752.	\$2,620.	\$2,620.	\$2,620.	\$2,620.	\$2,620.
	48" DIA	TC48M__A29	\$1,800.	\$1,896.	\$1,896.	\$2,832.	\$2,832.	\$2,832.	\$2,832.	\$2,832.
	60" DIA	TC60M__A29	\$2,292.	\$2,440.	\$2,440.	\$3,772.	\$3,772.	\$3,772.	\$3,772.	\$3,772.
	72" DIA *	TC72M__A29	\$3,120.	\$3,244.	\$3,244.	\$5,076.	\$5,076.	\$5,076.	\$5,076.	\$5,076.
	84" DIA ***	TC84M__A29	\$4,148.	\$4,452.	\$4,452.	\$6,940.	\$6,940.	\$6,940.	\$6,940.	\$6,940.
	96" DIA ***	TC96M__A29	\$5,100.	\$5,368.	\$5,368.	\$10,268.	\$10,268.	\$10,268.	\$10,268.	\$10,268.

†30" DIA table does not accommodate chairs. For stools or side table applications only.

SQUARE	Description	Base Code	15	20	25	30	31	32	33	34
	30"W x 30" L	TS3030M__A29	\$1,372.	\$1,436.	\$1,436.	\$1,796.	\$1,796.	\$1,796.	\$1,796.	\$1,796.
	36"W x 36" L	TS3636M__A29	\$1,492.	\$1,548.	\$1,548.	\$1,996.	\$1,996.	\$1,996.	\$1,996.	\$1,996.
	42"W x 42" L	TS4242M__A29	\$1,672.	\$1,728.	\$1,728.	\$2,372.	\$2,372.	\$2,372.	\$2,372.	\$2,372.
	48"W x 48" L	TS4848M__A29	\$1,800.	\$1,876.	\$1,876.	\$2,528.	\$2,528.	\$2,528.	\$2,528.	\$2,528.
	60"W x 60" L	TS6060M__A29	\$2,292.	\$2,428.	\$2,428.	\$3,292.	\$3,292.	\$3,292.	\$3,292.	\$3,292.

RECTANGLE	Description	Base Code	15	20	25	30	31	32	33	34
	30"W x 36" L	TR3036M__A29	\$1,416.	\$1,492.	\$1,492.	\$1,856.	\$1,856.	\$1,856.	\$1,856.	\$1,856.
	30"W x 42" L	TR3042M__A29	\$1,480.	\$1,564.	\$1,564.	\$1,920.	\$1,920.	\$1,920.	\$1,920.	\$1,920.
	30"W x 48" L	TR3048M__A29	\$1,520.	\$1,612.	\$1,612.	\$2,000.	\$2,000.	\$2,000.	\$2,000.	\$2,000.
	30"W x 60" L	TR3060M__A29	\$1,736.	\$1,848.	\$1,848.	\$2,288.	\$2,288.	\$2,288.	\$2,288.	\$2,288.
	30"W x 72" L	TR3072M__A29	\$1,832.	\$1,992.	\$1,992.	\$2,484.	\$2,484.	\$2,484.	\$2,484.	\$2,484.
	30"W x 84" L*	TR3084M__A29	\$2,328.	\$2,504.	\$2,504.	\$3,096.	\$3,096.	\$3,096.	\$3,096.	\$3,096.
	30"W x 96" L*	TR3096M__A29	\$2,588.	\$2,708.	\$2,708.	\$3,348.	\$3,348.	\$3,348.	\$3,348.	\$3,348.
	36"W x 42" L	TR3642M__A29	\$1,576.	\$1,648.	\$1,648.	\$2,048.	\$2,048.	\$2,048.	\$2,048.	\$2,048.
	36"W x 48" L	TR3648M__A29	\$1,660.	\$1,736.	\$1,736.	\$2,172.	\$2,172.	\$2,172.	\$2,172.	\$2,172.
	36"W x 60" L	TR3660M__A29	\$1,876.	\$1,964.	\$1,964.	\$2,496.	\$2,496.	\$2,496.	\$2,496.	\$2,496.
	36"W x 72" L	TR3672M__A29	\$2,012.	\$2,120.	\$2,120.	\$2,720.	\$2,720.	\$2,720.	\$2,720.	\$2,720.
	36"W x 84" L*	TR3684M__A29	\$2,328.	\$2,444.	\$2,444.	\$3,156.	\$3,156.	\$3,156.	\$3,156.	\$3,156.
	36"W x 96" L*	TR3696M__A29	\$2,512.	\$2,648.	\$2,648.	\$3,456.	\$3,456.	\$3,456.	\$3,456.	\$3,456.
	42"W x 60" L	TR4260M__A29	\$1,980.	\$2,068.	\$2,068.	\$2,856.	\$2,856.	\$2,856.	\$2,856.	\$2,856.
	42"W x 72" L	TR4272M__A29	\$2,120.	\$2,228.	\$2,228.	\$2,980.	\$2,980.	\$2,980.	\$2,980.	\$2,980.
	42"W x 84" L*	TR4284M__A29	\$2,480.	\$2,580.	\$2,580.	\$3,504.	\$3,504.	\$3,504.	\$3,504.	\$3,504.
	42"W x 96" L*	TR4296M__A29	\$2,612.	\$2,712.	\$2,712.	\$3,672.	\$3,672.	\$3,672.	\$3,672.	\$3,672.
	42"W x 108" L*	TR42108M__A29	\$2,768.	\$2,924.	\$2,924.	\$4,000.	\$4,000.	\$4,000.	\$4,000.	\$4,000.
	42"W x 120" L**	TR42120M__A29	\$3,244.	\$3,416.	\$3,416.	\$4,616.	\$4,616.	\$4,616.	\$4,616.	\$4,616.
	48"W x 60" L	TR4860M__A29	\$2,132.	\$2,252.	\$2,252.	\$3,028.	\$3,028.	\$3,028.	\$3,028.	\$3,028.
	48"W x 72" L	TR4872M__A29	\$2,232.	\$2,344.	\$2,344.	\$3,164.	\$3,164.	\$3,164.	\$3,164.	\$3,164.
	48"W x 84" L*	TR4884M__A29	\$2,540.	\$2,708.	\$2,708.	\$3,580.	\$3,580.	\$3,580.	\$3,580.	\$3,580.
	48"W x 96" L*	TR4896M__A29	\$2,756.	\$2,952.	\$2,952.	\$4,044.	\$4,044.	\$4,044.	\$4,044.	\$4,044.

WEIGHT: Please inquire with customer service for information.

MORE INFORMATION: \* 5 legs total ■ \*\* 6 legs total ■ \*\*\* 7 legs total ■ 60" or longer include an anti-sag stiffener(s).

ORDERING INSTRUCTIONS: Please refer to the product code builder below

TC36M\_\_A29

Base Code	Insert Edge Style Code	Top Selection [finish selection]	Leg Finish [finish chart, page 8]	Edge Finish [finish chart, page 8]
Model Code		Finishes		

Edge Style Codes:


- 10 Laminate Self Edge
- 15 Vinyl T-Mold
- 20 Maple Edge
- 25 Plywood Edge
- 30 Eased Edge
- 31 Waterfall
- 32 Bullnose
- 33 Top Chamfer
- 34 Bottom Chamfer

Solid wood

For edge details refer to page 6




Edge Styles

Algonquin Table 29"H	Description	Base Code	15	20	25	30	31	32	33	34
	36" DIA	TQ36M__A29	\$2064.	\$2,196.	\$2,196.	\$2,600.	\$2,600.	\$2,600.	\$2,600.	\$2,600.
	42" DIA	TQ42M__A29	\$2,268.	\$2,408.	\$2,408.	\$2,928.	\$2,928.	\$2,928.	\$2,928.	\$2,928.
	48" DIA	TQ48M__A29	\$2,384.	\$2,540.	\$2,540.	\$3,100.	\$3,100.	\$3,100.	\$3,100.	\$3,100.
	60" DIA	TQ60M__A29	\$2,880.	\$3,092.	\$3,092.	\$4,140.	\$4,140.	\$4,140.	\$4,140.	\$4,140.

	30" DIA†	TH30M__A29	\$1,332.	\$1,380.	\$1,380.	\$1,788.	\$1,788.	\$1,788.	\$1,788.	\$1,788.
	36" DIA	TH36M__A29	\$1,364.	\$1,420.	\$1,420.	\$1,864.	\$1,864.	\$1,864.	\$1,864.	\$1,864.
	42" DIA	TH42M__A29	\$1,516.	\$1,576.	\$1,576.	\$2,060.	\$2,060.	\$2,060.	\$2,060.	\$2,060.
	48" DIA	TH48M__A29	\$1,560.	\$1,612.	\$1,612.	\$2,132.	\$2,132.	\$2,132.	\$2,132.	\$2,132.
	60" DIA	TH60M__A29	\$2,108.	\$2,184.	\$2,184.	\$2,848.	\$2,848.	\$2,848.	\$2,848.	\$2,848.

†30" DIA table does not accommodate chairs. For stools or side table applications only.

	36"W x 36" L	TT3636M__A29	\$1,464.	\$1,532.	\$1,532.	\$1,856.	\$1,856.	\$1,856.	\$1,856.	\$1,856.
	48"W x 48" L	TT4848M__A29	\$1,624.	\$1,728.	\$1,728.	\$2,152.	\$2,152.	\$2,152.	\$2,152.	\$2,152.
	60"W x 60" L	TT6060M__A29	\$2,016.	\$2,156.	\$2,156.	\$2,740.	\$2,740.	\$2,740.	\$2,740.	\$2,740.

	30" W x 48" L	TZ3048M__A29	\$1,904.	\$1,988.	\$1,988.	\$2,456.	\$2,456.	\$2,456.	\$2,456.	\$2,456.
	30" W x 60" L	TZ3060M__A29	\$2,100.	\$2,172.	\$2,172.	\$2,716.	\$2,716.	\$2,716.	\$2,716.	\$2,716.
	36" W x 60" L	TZ3660M__A29	\$2,376.	\$2,476.	\$2,476.	\$3,076.	\$3,076.	\$3,076.	\$3,076.	\$3,076.
	36" W x 72" L	TZ3672M__A29	\$2,504.	\$2,776.	\$2,776.	\$3,456.	\$3,456.	\$3,456.	\$3,456.	\$3,456.

	60" W x 60" L	TCL6060M__A29	\$2,680.	\$3,008.	\$3,008.	NA				
---	---------------	---------------	----------	----------	----------	----	--	--	--	--

**WEIGHT:** Please inquire with customer service for information.

**MORE INFORMATION:** 60" or longer include an anti-sag stiffener(s).

**ORDERING INSTRUCTIONS:** Please refer to the product code builder below

TC36M\_\_A29


Base Code	Insert Edge Style Code	Top Selection [finish selection]	Leg Finish [finish chart, page 8]	Edge Finish [finish chart, page 8]
<b>Model Code</b>		<b>Finishes</b>		

**Edge Style Codes:**

- 10 Laminate Self Edge
- 15 Vinyl T-Mold
- 20 Maple Edge
- 25 Plywood Edge
- 30 Eased Edge
- 31 Waterfall
- 32 Bullnose
- 33 Top Chamfer
- 34 Bottom Chamfer

Solid wood

For edge details refer to page 6



# kids Algonquin tables

## **Construction**

**Worksurfaces:** 1.125" premium particle board with laminate or wood veneer surface with phenolic backer on the underside.

**Algonquin Legs:** Constructed of Select North American solid maple legs, squared. A metal top plate is fastened to the wood leg using (4) pan head wood screws counter sunk into the plate. The plate is attached to the underside of the table surface using machine screws into metal inserts. A hidden, adjustable glide is inserted into the leg bottom.



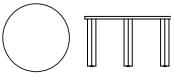


Edge Styles

Algonquin Table

20" H + 24" H + 26" H

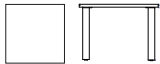
ROUND



Description	Base Code	10	15	20	25	30	31	32	33	34
30" DIA†	TC30L__A__	\$1,160.	\$1,160.	\$1,248.	\$1,248.	\$1,700.	\$1,700.	\$1,700.	\$1,700.	\$1,700.
36" DIA	TC36L__A__	\$1,184.	\$1,184.	\$1,244.	\$1,244.	\$1,784.	\$1,784.	\$1,784.	\$1,784.	\$1,784.
42" DIA	TC42L__A__	\$1,280.	\$1,280.	\$1,372.	\$1,372.	\$2,172.	\$2,172.	\$2,172.	\$2,172.	\$2,172.
48" DIA	TC48L__A__	\$1,348.	\$1,348.	\$1,452.	\$1,452.	\$2,312.	\$2,312.	\$2,312.	\$2,312.	\$2,312.
60" DIA	TC60L__A__	\$1,604.	\$1,604.	\$1,768.	\$1,768.	\$2,984.	\$2,984.	\$2,984.	\$2,984.	\$2,984.
72" DIA *	TC72L__A__	\$2,292.	\$2,292.	\$2,540.	\$2,540.	\$4,136.	\$4,136.	\$4,136.	\$4,136.	\$4,136.
84" DIA ***	TC84L__A__	\$3,440.	\$3,440.	\$3,816.	\$3,816.	\$5,672.	\$5,672.	\$5,672.	\$5,672.	\$5,672.
96" DIA ***	TC96L__A__	\$3,496.	\$3,496.	\$3,920.	\$3,920.	\$6,968.	\$6,968.	\$6,968.	\$6,968.	\$6,968.

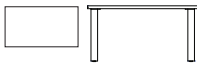
\*30" DIA table does not accommodate chairs. For stools or side table applications only.

SQUARE



30" W x 30" L	TS3030L__A__	\$1,124.	\$1,124.	\$1,192.	\$1,192.	\$1,492.	\$1,492.	\$1,492.	\$1,492.	\$1,492.
36" W x 36" L	TS3636L__A__	\$1,184.	\$1,184.	\$1,248.	\$1,248.	\$1,624.	\$1,624.	\$1,624.	\$1,624.	\$1,624.
42" W x 42" L	TS4242L__A__	\$1,280.	\$1,280.	\$1,348.	\$1,348.	\$1,912.	\$1,912.	\$1,912.	\$1,912.	\$1,912.
48" W x 48" L	TS4848L__A__	\$1,348.	\$1,348.	\$1,432.	\$1,432.	\$1,988.	\$1,988.	\$1,988.	\$1,988.	\$1,988.
60" W x 60" L	TS6060L__A__	\$1,816.	\$1,816.	\$1,972.	\$1,972.	\$2,684.	\$2,684.	\$2,684.	\$2,684.	\$2,684.

RECTANGLE



30" W x 36" L	TR3036L__A__	\$1,144.	\$1,144.	\$1,228.	\$1,228.	\$1,532.	\$1,532.	\$1,532.	\$1,532.	\$1,532.
30" W x 42" L	TR3042L__A__	\$1,180.	\$1,180.	\$1,276.	\$1,276.	\$1,556.	\$1,556.	\$1,556.	\$1,556.	\$1,556.
30" W x 48" L	TR3048L__A__	\$1,200.	\$1,200.	\$1,300.	\$1,300.	\$1,612.	\$1,612.	\$1,612.	\$1,612.	\$1,612.
30" W x 60" L	TR3060L__A__	\$1,352.	\$1,352.	\$1,472.	\$1,472.	\$1,824.	\$1,824.	\$1,824.	\$1,824.	\$1,824.
30" W x 72" L	TR3072L__A__	\$1,400.	\$1,400.	\$1,580.	\$1,580.	\$1,964.	\$1,964.	\$1,964.	\$1,964.	\$1,964.
30" W x 84" L*	TR3084L__A__	\$1,512.	\$1,512.	\$1,712.	\$1,712.	\$2,160.	\$2,160.	\$2,160.	\$2,160.	\$2,160.
30" W x 96" L*	TR3096L__A__	\$1,896.	\$1,896.	\$2,052.	\$2,052.	\$2,640.	\$2,640.	\$2,640.	\$2,640.	\$2,640.
36" W x 42" L	TR3642L__A__	\$1,228.	\$1,228.	\$1,304.	\$1,304.	\$1,624.	\$1,624.	\$1,624.	\$1,624.	\$1,624.
36" W x 48" L	TR3648L__A__	\$1,276.	\$1,276.	\$1,356.	\$1,356.	\$1,708.	\$1,708.	\$1,708.	\$1,708.	\$1,708.
36" W x 60" L	TR3660L__A__	\$1,424.	\$1,424.	\$1,524.	\$1,524.	\$1,948.	\$1,948.	\$1,948.	\$1,948.	\$1,948.
36" W x 72" L	TR3672L__A__	\$1,524.	\$1,524.	\$1,652.	\$1,652.	\$2,160.	\$2,160.	\$2,160.	\$2,160.	\$2,160.
36" W x 84" L*	TR3684L__A__	\$1,896.	\$1,896.	\$2,008.	\$2,008.	\$2,528.	\$2,528.	\$2,528.	\$2,528.	\$2,528.
36" W x 96" L*	TR3696L__A__	\$1,976.	\$1,976.	\$2,016.	\$2,016.	\$2,656.	\$2,656.	\$2,656.	\$2,656.	\$2,656.
42" W x 60" L	TR4260L__A__	\$1,480.	\$1,480.	\$1,580.	\$1,580.	\$2,260.	\$2,260.	\$2,260.	\$2,260.	\$2,260.
42" W x 72" L	TR4272L__A__	\$1,556.	\$1,556.	\$1,676.	\$1,676.	\$2,304.	\$2,304.	\$2,304.	\$2,304.	\$2,304.
42" W x 84" L*	TR4284L__A__	\$1,960.	\$1,960.	\$2,032.	\$2,032.	\$2,776.	\$2,776.	\$2,776.	\$2,776.	\$2,776.
42" W x 96" L*	TR4296L__A__	\$2,012.	\$2,012.	\$2,064.	\$2,064.	\$2,920.	\$2,920.	\$2,920.	\$2,920.	\$2,920.
42" W x 108" L*	TR42108L__A__	\$2,260.	\$2,260.	\$2,572.	\$2,572.	\$3,440.	\$3,440.	\$3,440.	\$3,440.	\$3,440.
42" W x 120" L**	TR42120L__A__	\$2,572.	\$2,572.	\$2,912.	\$2,912.	\$3,816.	\$3,816.	\$3,816.	\$3,816.	\$3,816.
48" W x 60" L	TR4860L__A__	\$1,692.	\$1,692.	\$1,876.	\$1,876.	\$2,504.	\$2,504.	\$2,504.	\$2,504.	\$2,504.
48" W x 72" L	TR4872L__A__	\$1,728.	\$1,728.	\$1,932.	\$1,932.	\$2,604.	\$2,604.	\$2,604.	\$2,604.	\$2,604.
48" W x 84" L*	TR4884L__A__	\$1,996.	\$1,996.	\$2,276.	\$2,276.	\$2,952.	\$2,952.	\$2,952.	\$2,952.	\$2,952.
48" W x 96" L*	TR4896L__A__	\$2,064.	\$2,064.	\$2,312.	\$2,312.	\$3,092.	\$3,092.	\$3,092.	\$3,092.	\$3,092.

WEIGHT: Please inquire with customer service for information.

MORE INFORMATION: \* 5 legs total ■ \*\* 6 legs total ■ \*\*\* 7 legs total ■ 60" or longer include an anti-sag stiffener(s).

ORDERING INSTRUCTIONS: Please refer to the product code builder below

TC36L\_\_A\_\_

Base Code	Insert Edge Style Code	Insert Leg Height	Top Selection [laminate selection]	Leg Finish [finish chart, page 8]	Edge Finish [finish chart, page 8]
TC36L	A				

Model Code

Finishes

Edge Style Codes:

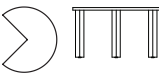
- 10 Laminate Self Edge
- 15 Vinyl T-Mold
- 20 Maple Edge
- 25 Plywood Edge
- 30 Eased Edge
- 31 Waterfall
- 32 Bullnose
- 33 Top Chamfer
- 34 Bottom Chamfer

Solid wood

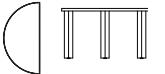
For edge details refer to page 6

**Edge Styles**

**Algonquin Table**


20"H + 24"H +26"H	Description	Base Code	10	15	20	25	30	31	32	33	34
	36" DIA	TQ36L__A__	\$1,488.	\$1,488.	\$1,624.	\$1,624.	\$1,888.	\$1,888.	\$1,888.	\$1,888.	\$1,888.
	42" DIA	TQ42L__A__	\$1,596.	\$1,596.	\$1,748.	\$1,748.	\$2,304.	\$2,304.	\$2,304.	\$2,304.	\$2,304.
	48" DIA	TQ48L__A__	\$1,656.	\$1,656.	\$1,824.	\$1,824.	\$2,464.	\$2,464.	\$2,464.	\$2,464.	\$2,464.
	60" DIA	TQ60L__A__	\$1,916.	\$1,916.	\$2,156.	\$2,156.	\$2,968.	\$2,968.	\$2,968.	\$2,968.	\$2,968.

**1/2 ROUND**

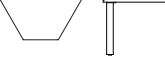
	30" DIA †	TH30L__A__	\$912.	\$912.	\$1,052.	\$1,052.	\$1,404.	\$1,404.	\$1,404.	\$1,404.	\$1,404.
	36" DIA	TH36L__A__	\$1,020.	\$1,020.	\$1,080.	\$1,080.	\$1,448.	\$1,448.	\$1,448.	\$1,448.	\$1,448.
	42" DIA	TH42L__A__	\$1,096.	\$1,096.	\$1,168.	\$1,168.	\$1,564.	\$1,564.	\$1,564.	\$1,564.	\$1,564.
	48" DIA	TH48L__A__	\$1,120.	\$1,120.	\$1,184.	\$1,184.	\$1,608.	\$1,608.	\$1,608.	\$1,608.	\$1,608.
	60" DIA	TH60L__A__	\$1,508.	\$1,508.	\$1,596.	\$1,596.	\$2,120.	\$2,120.	\$2,120.	\$2,120.	\$2,120.

†30" DIA table does not accommodate chairs. For stools or side table applications only.

**TRIANGLE**

	36" W x 36" L	TT3636L__A__	\$1,072.	\$1,072.	\$1,148.	\$1,148.	\$1,372.	\$1,372.	\$1,372.	\$1,372.	\$1,372.
	48" W x 48" L	TT4848L__A__	\$1,152.	\$1,152.	\$1,276.	\$1,276.	\$1,580.	\$1,580.	\$1,580.	\$1,580.	\$1,580.
	60" W x 60" L	TT6060L__A__	\$1,360.	\$1,360.	\$1,520.	\$1,520.	\$1,728.	\$1,728.	\$1,728.	\$1,728.	\$1,728.

**TRAPEZOID**

	30" W x 48" L	TZ3048L__A__	\$1,404.	\$1,404.	\$1,492.	\$1,492.	\$1,840.	\$1,840.	\$1,840.	\$1,840.	\$1,840.
	30" W x 60" L	TZ3060L__A__	\$1,504.	\$1,504.	\$1,592.	\$1,592.	\$1,988.	\$1,988.	\$1,988.	\$1,988.	\$1,988.
	36" W x 60" L	TZ3660L__A__	\$1,652.	\$1,652.	\$1,764.	\$1,764.	\$2,044.	\$2,044.	\$2,044.	\$2,044.	\$2,044.
	36" W x 72" L	TZ3672L__A__	\$1,880.	\$1,880.	\$2,008.	\$2,008.	\$2,896.	\$2,896.	\$2,896.	\$2,896.	\$2,896.

**CLOVERLEAF**

	60" W x 60" L	TCL6060L__A__	\$1,996.	\$1,996.	\$2,196.	\$2,196.	NA				
---	---------------	---------------	----------	----------	----------	----------	----	--	--	--	--

**WEIGHT:** Please inquire with customer service for information.

**MORE INFORMATION:** 60" or longer include an anti-sag stiffener(s).

**ORDERING INSTRUCTIONS:** Please refer to the product code builder below

TC36L\_\_A\_\_

Base Code	Insert Edge Style Code	Insert Leg Height	Top Selection [laminate selection]	Leg Finish [finish chart, page 8]	Edge Finish [finish chart, page 8]
TC36L	A				

**Model Code**

**Finishes**


**Edge Style Codes:**

- 10 Laminate Self Edge
  - 15 Vinyl T-Mold
  - 20 Maple Edge
  - 25 Plywood Edge
  - 30 Eased Edge
  - 31 Waterfall
  - 32 Bullnose
  - 33 Top Chamfer
  - 34 Bottom Chamfer
- Solid wood**

For edge details refer to page 6

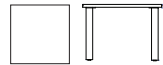
Edge Styles

Algonquin Table

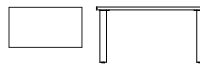
20" H + 24"H + 26"H	Description	Base Code	15	20	25	30	31	32	33	34
	30" DIA †	TC30M_A__	\$1,416.	\$1,472.	\$1,472.	\$1,996.	\$1,996.	\$1,996.	\$1,996.	\$1,996.
	36" DIA	TC36M_A__	\$1,492.	\$1,544.	\$1,544.	\$2,140.	\$2,140.	\$2,140.	\$2,140.	\$2,140.
	42" DIA	TC42M_A__	\$1,672.	\$1,752.	\$1,752.	\$2,620.	\$2,620.	\$2,620.	\$2,620.	\$2,620.
	48" DIA	TC48M_A__	\$1,800.	\$1,896.	\$1,896.	\$2,832.	\$2,832.	\$2,832.	\$2,832.	\$2,832.
	60" DIA	TC60M_A__	\$2,292.	\$2,440.	\$2,440.	\$3,772.	\$3,772.	\$3,772.	\$3,772.	\$3,772.
	72" DIA *	TC72M_A__	\$3,120.	\$3,244.	\$3,244.	\$5,076.	\$5,076.	\$5,076.	\$5,076.	\$5,076.
	84" DIA ***	TC84M_A__	\$4,148.	\$4,452.	\$4,452.	\$6,940.	\$6,940.	\$6,940.	\$6,940.	\$6,940.
	96" DIA ***	TC96M_A__	\$5,100.	\$5,368.	\$5,368.	\$10,268.	\$10,268.	\$10,268.	\$10,268.	\$10,268.

†30" DIA table does not accommodate chairs. For stools or side table applications only.

SQUARE

	30" W x 30" L	TS3030M_A__	\$1,372.	\$1,436.	\$1,436.	\$1,796.	\$1,796.	\$1,796.	\$1,796.	\$1,796.
	36" W x 36" L	TS3636M_A__	\$1,492.	\$1,548.	\$1,548.	\$1,996.	\$1,996.	\$1,996.	\$1,996.	\$1,996.
	42" W x 42" L	TS4242M_A__	\$1,672.	\$1,728.	\$1,728.	\$2,372.	\$2,372.	\$2,372.	\$2,372.	\$2,372.
	48" W x 48" L	TS4848M_A__	\$1,800.	\$1,876.	\$1,876.	\$2,528.	\$2,528.	\$2,528.	\$2,528.	\$2,528.
	60" W x 60" L	TS6060M_A__	\$2,292.	\$2,428.	\$2,428.	\$3,292.	\$3,292.	\$3,292.	\$3,292.	\$3,292.

RECTANGLE

	30" W x 36" L	TR3036M_A__	\$1,416.	\$1,492.	\$1,492.	\$1,856.	\$1,856.	\$1,856.	\$1,856.	\$1,856.
	30" W x 42" L	TR3042M_A__	\$1,480.	\$1,564.	\$1,564.	\$1,920.	\$1,920.	\$1,920.	\$1,920.	\$1,920.
	30" W x 48" L	TR3048M_A__	\$1,520.	\$1,612.	\$1,612.	\$2,000.	\$2,000.	\$2,000.	\$2,000.	\$2,000.
	30" W x 60" L	TR3060M_A__	\$1,736.	\$1,848.	\$1,848.	\$2,288.	\$2,288.	\$2,288.	\$2,288.	\$2,288.
	30" W x 72" L	TR3072M_A__	\$1,832.	\$1,992.	\$1,992.	\$2,484.	\$2,484.	\$2,484.	\$2,484.	\$2,484.
	30" W x 84" L*	TR3084M_A__	\$2,328.	\$2,504.	\$2,504.	\$3,096.	\$3,096.	\$3,096.	\$3,096.	\$3,096.
	30" W x 96" L*	TR3096M_A__	\$2,588.	\$2,708.	\$2,708.	\$3,348.	\$3,348.	\$3,348.	\$3,348.	\$3,348.
	36" W x 42" L	TR3642M_A__	\$1,576.	\$1,648.	\$1,648.	\$2,048.	\$2,048.	\$2,048.	\$2,048.	\$2,048.
	36" W x 48" L	TR3648M_A__	\$1,660.	\$1,736.	\$1,736.	\$2,172.	\$2,172.	\$2,172.	\$2,172.	\$2,172.
	36" W x 60" L	TR3660M_A__	\$1,876.	\$1,964.	\$1,964.	\$2,496.	\$2,496.	\$2,496.	\$2,496.	\$2,496.
	36" W x 72" L	TR3672M_A__	\$2,012.	\$2,120.	\$2,120.	\$2,720.	\$2,720.	\$2,720.	\$2,720.	\$2,720.
	36" W x 84" L*	TR3684M_A__	\$2,328.	\$2,444.	\$2,444.	\$3,156.	\$3,156.	\$3,156.	\$3,156.	\$3,156.
	36" W x 96" L*	TR3696M_A__	\$2,512.	\$2,648.	\$2,648.	\$3,456.	\$3,456.	\$3,456.	\$3,456.	\$3,456.
	42" W x 60" L	TR4260M_A__	\$1,980.	\$2,068.	\$2,068.	\$2,856.	\$2,856.	\$2,856.	\$2,856.	\$2,856.
	42" W x 72" L	TR4272M_A__	\$2,120.	\$2,228.	\$2,228.	\$2,980.	\$2,980.	\$2,980.	\$2,980.	\$2,980.
	42" W x 84" L*	TR4284M_A__	\$2,480.	\$2,580.	\$2,580.	\$3,504.	\$3,504.	\$3,504.	\$3,504.	\$3,504.
	42" W x 96" L*	TR4296M_A__	\$2,612.	\$2,712.	\$2,712.	\$3,672.	\$3,672.	\$3,672.	\$3,672.	\$3,672.
	42" W x 108" L*	TR42108M_A__	\$2,768.	\$2,924.	\$2,924.	\$4,000.	\$4,000.	\$4,000.	\$4,000.	\$4,000.
	42" W x 120" L**	TR42120M_A__	\$3,244.	\$3,416.	\$3,416.	\$4,616.	\$4,616.	\$4,616.	\$4,616.	\$4,616.
	48" W x 60" L	TR4860M_A__	\$2,132.	\$2,252.	\$2,252.	\$3,028.	\$3,028.	\$3,028.	\$3,028.	\$3,028.
48" W x 72" L	TR4872M_A__	\$2,232.	\$2,344.	\$2,344.	\$3,164.	\$3,164.	\$3,164.	\$3,164.	\$3,164.	
48" W x 84" L*	TR4884M_A__	\$2,540.	\$2,708.	\$2,708.	\$3,580.	\$3,580.	\$3,580.	\$3,580.	\$3,580.	
48" W x 96" L*	TR4896M_A__	\$2,756.	\$2,952.	\$2,952.	\$4,044.	\$4,044.	\$4,044.	\$4,044.	\$4,044.	

WEIGHT: Please inquire with customer service for information.

MORE INFORMATION: \* 5 legs total ■ \*\* 6 legs total ■ \*\*\* 7 legs total ■ 60" or longer include an anti-sag stiffener(s).

ORDERING INSTRUCTIONS: Please refer to the product code builder below

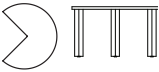
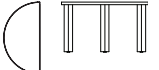
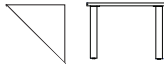
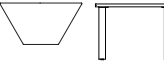

TC36M		A				
Base Code	Insert Edge Style Code	Insert Leg Height	Top Selection [finish selection]	Leg Finish [finish chart, page 8]	Edge Finish [finish chart, page 8]	
Model Code			Finishes			

Edge Style Codes:

- 10 Laminate Self Edge
- 15 Vinyl T-Mold
- 20 Maple Edge
- 25 Plywood Edge
- 30 Eased Edge
- 31 Waterfall
- 32 Bullnose
- 33 Top Chamfer
- 34 Bottom Chamfer

Solid wood

For edge details refer to page 6

			Edge Styles							
Algonquin Table	Description	Base Code	15	20	25	30	31	32	33	34
<b>3/4 ROUND</b> 	36" DIA	TQ36M__A__	\$2064.	\$2,196.	\$2,196.	\$2,600.	\$2,600.	\$2,600.	\$2,600.	\$2,600.
	42" DIA	TQ42M__A__	\$2,268.	\$2,408.	\$2,408.	\$2,928.	\$2,928.	\$2,928.	\$2,928.	\$2,928.
	48" DIA	TQ48M__A__	\$2,384.	\$2,540.	\$2,540.	\$3,100.	\$3,100.	\$3,100.	\$3,100.	\$3,100.
	60" DIA	TQ60M__A__	\$2,880.	\$3,092.	\$3,092.	\$4,140.	\$4,140.	\$4,140.	\$4,140.	\$4,140.
<b>1/2 ROUND</b> 	30" DIA†	TH30M__A__	\$1,332.	\$1,380.	\$1,380.	\$1,788.	\$1,788.	\$1,788.	\$1,788.	\$1,788.
	36" DIA	TH36M__A__	\$1,364.	\$1,420.	\$1,420.	\$1,864.	\$1,864.	\$1,864.	\$1,864.	\$1,864.
	42" DIA	TH42M__A__	\$1,516.	\$1,576.	\$1,576.	\$2,060.	\$2,060.	\$2,060.	\$2,060.	\$2,060.
	48" DIA	TH48M__A__	\$1,560.	\$1,612.	\$1,612.	\$2,132.	\$2,132.	\$2,132.	\$2,132.	\$2,132.
	60" DIA	TH60M__A__	\$2,108.	\$2,184.	\$2,184.	\$2,848.	\$2,848.	\$2,848.	\$2,848.	\$2,848.
†30" DIA table does not accommodate chairs. For stools or side table applications only.										
<b>TRIANGLE</b> 	36" W x 36" L	TT3636M__A__	\$1,464.	\$1,532.	\$1,532.	\$1,856.	\$1,856.	\$1,856.	\$1,856.	\$1,856.
	48" W x 48" L	TT4848M__A__	\$1,624.	\$1,728.	\$1,728.	\$2,152.	\$2,152.	\$2,152.	\$2,152.	\$2,152.
	60" W x 60" L	TT6060M__A__	\$2,016.	\$2,156.	\$2,156.	\$2,740.	\$2,740.	\$2,740.	\$2,740.	\$2,740.
<b>TRAPEZOID</b> 	30" W x 48" L	TZ3048M__A__	\$1,904.	\$1,988.	\$1,988.	\$2,456.	\$2,456.	\$2,456.	\$2,456.	\$2,456.
	30" W x 60" L	TZ3060M__A__	\$2,100.	\$2,172.	\$2,172.	\$2,716.	\$2,716.	\$2,716.	\$2,716.	\$2,716.
	36" W x 60" L	TZ3660M__A__	\$2,376.	\$2,476.	\$2,476.	\$3,076.	\$3,076.	\$3,076.	\$3,076.	\$3,076.
	36" W x 72" L	TZ3672M__A__	\$2,504.	\$2,776.	\$2,776.	\$3,456.	\$3,456.	\$3,456.	\$3,456.	\$3,456.
<b>CLOVERLEAF</b> 	60" W x 60" L	TCL6060M__A__	\$2,680.	\$3,008.	\$3,008.	NA				

**WEIGHT:** Please inquire with customer service for information.  
**MORE INFORMATION:** 60" or longer include an anti-sag stiffener(s).

**ORDERING INSTRUCTIONS:** Please refer to the product code builder below

TC36M\_\_A\_\_

Base Code	Insert Edge Style Code	Insert Leg Height	Top Selection [finish selection]	Leg Finish [finish chart, page 8]	Edge Finish [finish chart, page 8]
Model Code	Finishes				

**Edge Style Codes:**

- 10 Laminate Self Edge
  - 15 Vinyl T-Mold
  - 20 Maple Edge
  - 25 Plywood Edge
  - 30 Eased Edge
  - 31 Waterfall
  - 32 Bullnose
  - 33 Top Chamfer
  - 34 Bottom Chamfer
- Solid wood**

For edge details refer to page 6

# Eisenhower tables

## **Construction**

**Worksurfaces:** 1.125" premium particle board with laminate or wood veneer surface with phenolic backer on the underside.


**Eisenhower Legs:** Constructed select North American solid maple, turned and tapered. A metal top plate is fastened to the wood leg using (4) pan head wood screws counter sunk into the plate.

The plate is attached to the underside of the table surface using machine screws into metal inserts. A hidden, adjustable glide is inserted into the leg bottom.







Edge Styles

Eisenhower Table 29" H	Description	Base Code	10	15	20	25	30	31	32	33	34
	30" DIA†	TC30L__E29	\$1,210.	\$1,210.	\$1,298.	\$1,298.	\$1,750.	\$1,750.	\$1,750.	\$1,750.	\$1,750.
	36" DIA	TC36L__E29	\$1,234.	\$1,234.	\$1,294.	\$1,294.	\$1,834.	\$1,834.	\$1,834.	\$1,834.	\$1,834.
	42" DIA	TC42L__E29	\$1,330.	\$1,330.	\$1,392.	\$1,392.	\$2,222.	\$2,222.	\$2,222.	\$2,222.	\$2,222.
	48" DIA	TC48L__E29	\$1,398.	\$1,398.	\$1,502.	\$1,502.	\$2,332.	\$2,332.	\$2,332.	\$2,332.	\$2,332.
	60" DIA	TC60L__E29	\$1,654.	\$1,654.	\$1,818.	\$1,818.	\$3,034.	\$3,034.	\$3,034.	\$3,034.	\$3,034.
	72" DIA *	TC72L__E29	\$2,342.	\$2,342.	\$2,590.	\$2,590.	\$4,186.	\$4,186.	\$4,186.	\$4,186.	\$4,186.
	84" DIA ***	TC84L__E29	\$3,490.	\$3,490.	\$3,866.	\$3,866.	\$5,722.	\$5,722.	\$5,722.	\$5,722.	\$5,722.
	96" DIA ***	TC96L__E29	\$3,546.	\$3,546.	\$3,970.	\$3,970.	\$7,018.	\$7,018.	\$7,018.	\$7,018.	\$7,018.

†30" DIA table does not accommodate chairs. For stools or side table applications only.

SQUARE	Description	Base Code	10	15	20	25	30	31	32	33	34
	30" W x 30" L	TS3030L__E29	\$1,174.	\$1,174.	\$1,242.	\$1,242.	\$1,542.	\$1,542.	\$1,542.	\$1,542.	\$1,542.
	36" W x 36" L	TS3636L__E29	\$1,234.	\$1,234.	\$1,298.	\$1,298.	\$1,674.	\$1,674.	\$1,674.	\$1,674.	\$1,674.
	42" W x 42" L	TS4242L__E29	\$1,330.	\$1,330.	\$1,398.	\$1,398.	\$1,962.	\$1,962.	\$1,962.	\$1,962.	\$1,962.
	48" W x 48" L	TS4848L__E29	\$1,398.	\$1,398.	\$1,482.	\$1,482.	\$2,038.	\$2,038.	\$2,038.	\$2,038.	\$2,038.
	60" W x 60" L	TS6060L__E29	\$1,866.	\$1,866.	\$2,022.	\$2,022.	\$2,734.	\$2,734.	\$2,734.	\$2,734.	\$2,734.

RECTANGLE	Description	Base Code	10	15	20	25	30	31	32	33	34
	30" W x 36" L	TR3036L__E29	\$1,194.	\$1,194.	\$1,278.	\$1,278.	\$1,582.	\$1,582.	\$1,582.	\$1,582.	\$1,582.
	30" W x 42" L	TR3042L__E29	\$1,230.	\$1,230.	\$1,296.	\$1,296.	\$1,606.	\$1,606.	\$1,606.	\$1,606.	\$1,606.
	30" W x 48" L	TR3048L__E29	\$1,250.	\$1,250.	\$1,350.	\$1,350.	\$1,662.	\$1,662.	\$1,662.	\$1,662.	\$1,662.
	30" W x 60" L	TR3060L__E29	\$1,402.	\$1,402.	\$1,522.	\$1,522.	\$1,874.	\$1,874.	\$1,874.	\$1,874.	\$1,874.
	30" W x 72" L	TR3072L__E29	\$1,450.	\$1,450.	\$1,630.	\$1,630.	\$2,014.	\$2,014.	\$2,014.	\$2,014.	\$2,014.
	30" W x 84" L*	TR3084L__E29	\$1,562.	\$1,562.	\$1,762.	\$1,762.	\$2,210.	\$2,210.	\$2,210.	\$2,210.	\$2,210.
	30" W x 96" L*	TR3096L__E29	\$1,946.	\$1,946.	\$2,102.	\$2,102.	\$2,690.	\$2,690.	\$2,690.	\$2,690.	\$2,690.
	36" W x 42" L	TR3642L__E29	\$1,278.	\$1,278.	\$1,354.	\$1,354.	\$1,674.	\$1,674.	\$1,674.	\$1,674.	\$1,674.
	36" W x 48" L	TR3648L__E29	\$1,326.	\$1,326.	\$1,406.	\$1,406.	\$1,758.	\$1,758.	\$1,758.	\$1,758.	\$1,758.
	36" W x 60" L	TR3660L__E29	\$1,474.	\$1,474.	\$1,574.	\$1,574.	\$1,998.	\$1,998.	\$1,998.	\$1,998.	\$1,998.
	36" W x 72" L	TR3672L__E29	\$1,574.	\$1,574.	\$1,702.	\$1,702.	\$2,210.	\$2,210.	\$2,210.	\$2,210.	\$2,210.
	36" W x 84" L*	TR3684L__E29	\$1,946.	\$1,946.	\$2,058.	\$2,058.	\$2,578.	\$2,578.	\$2,578.	\$2,578.	\$2,578.
	36" W x 96" L*	TR3696L__E29	\$2,026.	\$2,026.	\$2,066.	\$2,066.	\$2,706.	\$2,706.	\$2,706.	\$2,706.	\$2,706.
	42" W x 60" L	TR4260L__E29	\$1,530.	\$1,530.	\$1,630.	\$1,630.	\$2,310.	\$2,310.	\$2,310.	\$2,310.	\$2,310.
	42" W x 72" L	TR4272L__E29	\$1,606.	\$1,606.	\$1,726.	\$1,726.	\$2,354.	\$2,354.	\$2,354.	\$2,354.	\$2,354.
	42" W x 84" L*	TR4284L__E29	\$2,010.	\$2,010.	\$2,082.	\$2,082.	\$2,826.	\$2,826.	\$2,826.	\$2,826.	\$2,826.
	42" W x 96" L*	TR4296L__E29	\$2,062.	\$2,062.	\$2,114.	\$2,114.	\$2,970.	\$2,970.	\$2,970.	\$2,970.	\$2,970.
	42" W x 108" L*	TR42108L__E29	\$2,310.	\$2,310.	\$2,622.	\$2,622.	\$3,490.	\$3,490.	\$3,490.	\$3,490.	\$3,490.
	42" W x 120" L**	TR42120L__E29	\$2,622.	\$2,622.	\$2,962.	\$2,962.	\$3,866.	\$3,866.	\$3,866.	\$3,866.	\$3,866.
	48" W x 60" L	TR4860L__E29	\$1,742.	\$1,742.	\$1,926.	\$1,926.	\$2,554.	\$2,554.	\$2,554.	\$2,554.	\$2,554.
	48" W x 72" L	TR4872L__E29	\$1,778.	\$1,778.	\$1,982.	\$1,982.	\$2,654.	\$2,654.	\$2,654.	\$2,654.	\$2,654.
	48" W x 84" L*	TR4884L__E29	\$2,046.	\$2,046.	\$2,326.	\$2,326.	\$3,002.	\$3,002.	\$3,002.	\$3,002.	\$3,002.
	48" W x 96" L*	TR4896L__E29	\$2,114.	\$2,114.	\$2,362.	\$2,362.	\$3,142.	\$3,142.	\$3,142.	\$3,142.	\$3,142.

WEIGHT: Please inquire with customer service for information.

MORE INFORMATION: \* 5 legs total ■ \*\* 6 legs total ■ \*\*\* 7 legs total ■ 60" or longer include an anti-sag stiffener(s).

ORDERING INSTRUCTIONS: Please refer to the product code builder below

TC36L\_\_E29

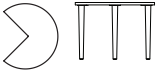
Base Code	Insert Edge Style Code	Top Selection [laminate selection]	Leg Finish [finish chart, page 8]	Edge Finish [finish chart, page 8]
Model Code	Finishes			

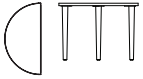
Edge Style Codes:

- 10 Laminate Self Edge
  - 15 Vinyl T-Mold
  - 20 Maple Edge
  - 25 Plywood Edge
  - 30 Eased Edge
  - 31 Waterfall
  - 32 Bullnose
  - 33 Top Chamfer
  - 34 Bottom Chamfer
- Solid wood

For edge details refer to page 6

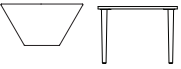
Edge Styles

Eisenhower Table 29"H Description	Base Code	10	15	20	25	30	31	32	33	34
<b>3/4 ROUND</b> 	36" DIA	TQ36L__E29	\$1,538.	\$1,538.	\$1,674.	\$1,674.	\$1,938.	\$1,938.	\$1,938.	\$1,938.
	42" DIA	TQ42L__E29	\$1,646.	\$1,646.	\$1,798.	\$1,798.	\$2,354.	\$2,354.	\$2,354.	\$2,354.
	48" DIA	TQ48L__E29	\$1,706.	\$1,706.	\$1,874.	\$1,874.	\$2,514.	\$2,514.	\$2,514.	\$2,514.
	60" DIA	TQ60L__E29	\$1,966.	\$1,966.	\$2,206.	\$2,206.	\$3,018.	\$3,018.	\$3,018.	\$3,018.

<b>1/2 ROUND</b> 	30" DIA†	TH30L__E29	\$962.	\$962.	\$1,102.	\$1,102.	\$1,454.	\$1,454.	\$1,454.	\$1,454.
	36" DIA	TH36L__E29	\$1,070.	\$1,070.	\$1,130.	\$1,130.	\$1,498.	\$1,498.	\$1,498.	\$1,498.
	42" DIA	TH42L__E29	\$1,146.	\$1,146.	\$1,218.	\$1,218.	\$1,614.	\$1,614.	\$1,614.	\$1,614.
	48" DIA	TH48L__E29	\$1,170.	\$1,170.	\$1,234.	\$1,234.	\$1,658.	\$1,658.	\$1,658.	\$1,658.
	60" DIA	TH60L__E29	\$1,558.	\$1,558.	\$1,646.	\$1,646.	\$2,170.	\$2,170.	\$2,170.	\$2,170.

†30" DIA table does not accommodate chairs. For stools or side table applications only.

<b>TRIANGLE</b> 	36" W x 36" L	TT3636L__E29	\$1,122.	\$1,122.	\$1,198.	\$1,198.	\$1,442.	\$1,442.	\$1,442.	\$1,442.
	48" W x 48" L	TT4848L__E29	\$1,202.	\$1,202.	\$1,326.	\$1,326.	\$1,630.	\$1,630.	\$1,630.	\$1,630.
	60" W x 60" L	TT6060L__E29	\$1,410.	\$1,410.	\$1,570.	\$1,570.	\$1,778.	\$1,778.	\$1,778.	\$1,778.

<b>TRAPEZOID</b> 	30" W x 48" L	TZ3048L__E29	\$1,454.	\$1,454.	\$1,542.	\$1,542.	\$1,890.	\$1,890.	\$1,890.	\$1,890.
	30" W x 60" L	TZ3060L__E29	\$1,554.	\$1,554.	\$1,642.	\$1,642.	\$2,038.	\$2,038.	\$2,038.	\$2,038.
	36" W x 60" L	TZ3660L__E29	\$1,702.	\$1,702.	\$1,814.	\$1,814.	\$2,094.	\$2,094.	\$2,094.	\$2,094.
	36" W x 72" L	TZ3672L__E29	\$1,930.	\$1,930.	\$2,098.	\$2,098.	\$2,946.	\$2,946.	\$2,946.	\$2,946.

<b>CLOVERLEAF</b> 	60" W x 60" L	TCL6060L__E29	\$2,046.	\$2,046.	\$2,246.	\$2,246.	NA			
--	---------------	---------------	----------	----------	----------	----------	----	--	--	--

**WEIGHT:** Please inquire with customer service for information.

**MORE INFORMATION:** 60" or longer include an anti-sag stiffener(s).

**ORDERING INSTRUCTIONS:** Please refer to the product code builder below

TC36L\_\_E29

Base Code	Insert Edge Style Code	Top Selection [laminate selection]	Leg Finish [finish chart, page 8]	Edge Finish [finish chart, page 8]
<b>Model Code</b>		<b>Finishes</b>		


Edge Style Codes:

- 10 Laminate Self Edge
- 15 Vinyl T-Mold
- 20 Maple Edge
- 25 Plywood Edge
- 30 Eased Edge
- 31 Waterfall
- 32 Bullnose
- 33 Top Chamfer
- 34 Bottom Chamfer

Solid wood

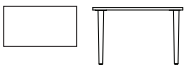
For edge details refer to page 6

Edge Styles

Eisenhower Table 29"H	Description	Base Code	15	20	25	30	31	32	33	34
<b>ROUND</b> 	30" DIA†	TC30M__E29	\$1,466.	\$1,522.	\$1,522.	\$2,046.	\$2,046.	\$2,046.	\$2,046.	\$2,046.
	36" DIA	TC36M__E29	\$1,594.	\$1,594.	\$1,594.	\$2,190.	\$2,190.	\$2,190.	\$2,190.	\$2,190.
	42" DIA	TC42M__E29	\$1,722.	\$1,802.	\$1,802.	\$2,670.	\$2,670.	\$2,670.	\$2,670.	\$2,670.
	48" DIA	TC48M__E29	\$1,850.	\$1,946.	\$1,946.	\$2,882.	\$2,882.	\$2,882.	\$2,882.	\$2,882.
	60" DIA	TC60M__E29	\$2,342.	\$2,490.	\$2,490.	\$3,822.	\$3,822.	\$3,822.	\$3,822.	\$3,822.
	72" DIA *	TC72M__E29	\$3,170.	\$3,294.	\$3,294.	\$5,126.	\$5,126.	\$5,126.	\$5,126.	\$5,126.
	84" DIA ***	TC84M__E29	\$4,198.	\$4,502.	\$4,502.	\$6,990.	\$6,990.	\$6,990.	\$6,990.	\$6,990.
	96" DIA ***	TC96M__E29	\$5,150.	\$5,418.	\$5,418.	\$10,318.	\$10,318.	\$10,318.	\$10,318.	\$10,318.

†30" DIA table does not accommodate chairs. For stools or side table applications only.

Eisenhower Table 29"H	Description	Base Code	15	20	25	30	31	32	33	34
<b>SQUARE</b> 	30" W x 30" L	TS3030M__E29	\$1,422.	\$1,486.	\$1,486.	\$1,846.	\$1,846.	\$1,846.	\$1,846.	\$1,846.
	36" W x 36" L	TS3636M__E29	\$1,512.	\$1,598.	\$1,598.	\$2,046.	\$2,046.	\$2,046.	\$2,046.	\$2,046.
	42" W x 42" L	TS4242M__E29	\$1,722.	\$1,778.	\$1,778.	\$2,422.	\$2,422.	\$2,422.	\$2,422.	\$2,422.
	48" W x 48" L*	TS4848M__E29	\$1,850.	\$1,926.	\$1,926.	\$2,578.	\$2,578.	\$2,578.	\$2,578.	\$2,578.
	60" W x 60" L**	TS6060M__E29	\$2,342.	\$2,478.	\$2,478.	\$3,342.	\$3,342.	\$3,342.	\$3,342.	\$3,342.

Eisenhower Table 29"H	Description	Base Code	15	20	25	30	31	32	33	34
<b>RECTANGLE</b> 	30" W x 36" L	TR3036M__E29	\$1,466.	\$1,542.	\$1,542.	\$1,906.	\$1,906.	\$1,906.	\$1,906.	\$1,906.
	30" W x 42" L	TR3042M__E29	\$1,530.	\$1,614.	\$1,614.	\$1,970.	\$1,970.	\$1,970.	\$1,970.	\$1,970.
	30" W x 48" L	TR3048M__E29	\$1,570.	\$1,662.	\$1,662.	\$2,050.	\$2,050.	\$2,050.	\$2,050.	\$2,050.
	30" W x 60" L	TR3060M__E29	\$1,786.	\$1,898.	\$1,898.	\$2,338.	\$2,338.	\$2,338.	\$2,338.	\$2,338.
	30" W x 72" L	TR3072M__E29	\$1,882.	\$2,042.	\$2,042.	\$2,534.	\$2,534.	\$2,534.	\$2,534.	\$2,534.
	30" W x 84" L*	TR3084M__E29	\$2,378.	\$2,554.	\$2,554.	\$3,116.	\$3,116.	\$3,116.	\$3,116.	\$3,116.
	30" W x 96" L*	TR3096M__E29	\$2,638.	\$2,758.	\$2,758.	\$3,398.	\$3,398.	\$3,398.	\$3,398.	\$3,398.
	36" W x 42" L	TR3642M__E29	\$1,626.	\$1,698.	\$1,698.	\$2,098.	\$2,098.	\$2,098.	\$2,098.	\$2,098.
	36" W x 48" L	TR3648M__E29	\$1,710.	\$1,786.	\$1,786.	\$2,222.	\$2,222.	\$2,222.	\$2,222.	\$2,222.
	36" W x 60" L	TR3660M__E29	\$1,926.	\$2,014.	\$2,014.	\$2,546.	\$2,546.	\$2,546.	\$2,546.	\$2,546.
	36" W x 72" L	TR3672M__E29	\$2,062.	\$2,170.	\$2,170.	\$2,770.	\$2,770.	\$2,770.	\$2,770.	\$2,770.
	36" W x 84" L*	TR3684M__E29	\$2,378.	\$2,494.	\$2,494.	\$3,206.	\$3,206.	\$3,206.	\$3,206.	\$3,206.
	36" W x 96" L*	TR3696M__E29	\$2,562.	\$2,698.	\$2,698.	\$3,506.	\$3,506.	\$3,506.	\$3,506.	\$3,506.
	42" W x 60" L	TR4260M__E29	\$2,030.	\$2,118.	\$2,118.	\$2,906.	\$2,906.	\$2,906.	\$2,906.	\$2,906.
	42" W x 72" L	TR4272M__E29	\$2,170.	\$2,278.	\$2,278.	\$3,030.	\$3,030.	\$3,030.	\$3,030.	\$3,030.
	42" W x 84" L*	TR4284M__E29	\$2,530.	\$2,600.	\$2,600.	\$3,554.	\$3,554.	\$3,554.	\$3,554.	\$3,554.
	42" W x 96" L*	TR4296M__E29	\$2,662.	\$2,762.	\$2,762.	\$3,772.	\$3,772.	\$3,772.	\$3,772.	\$3,772.
	42" W x 108" L*	TR42108M__E29	\$2,818.	\$2,974.	\$2,974.	\$4,050.	\$4,050.	\$4,050.	\$4,050.	\$4,050.
	42" W x 120" L**	TR42120M__E29	\$3,294.	\$3,466.	\$3,466.	\$4,666.	\$4,666.	\$4,666.	\$4,666.	\$4,666.
	48" W x 60" L	TR4860M__E29	\$2,182.	\$2,302.	\$2,302.	\$3,078.	\$3,078.	\$3,078.	\$3,078.	\$3,078.
48" W x 72" L	TR4872M__E29	\$2,282.	\$2,394.	\$2,394.	\$3,214.	\$3,214.	\$3,214.	\$3,214.	\$3,214.	
48" W x 84" L*	TR4884M__E29	\$2,590.	\$2,758.	\$2,758.	\$3,630.	\$3,630.	\$3,630.	\$3,630.	\$3,630.	
48" W x 96" L*	TR4896M__E29	\$2,806.	\$3,002.	\$3,002.	\$4,094.	\$4,094.	\$4,094.	\$4,094.	\$4,094.	

**WEIGHT:** Please inquire with customer service for information.

**MORE INFORMATION:** \*5 legs total ■ \*\*6 legs total ■ \*\*\*7 legs total ■ 60" or longer include an anti-sag stiffener(s).

**ORDERING INSTRUCTIONS:** Please refer to the product code builder below

TC36M\_\_E29

Base Code	Insert Edge Style Code	Top Selection [finish selection]	Leg Finish [finish chart, page 41]	Edge Finish [finish chart, page 41]
<b>Model Code</b>		<b>Finishes</b>		

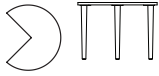
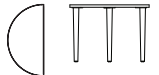

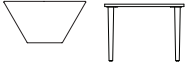

Edge Style Codes:

- 10 Laminate Self Edge
- 15 Vinyl T-Mold
- 20 Maple Edge
- 25 Plywood Edge
- 30 Eased Edge
- 31 Waterfall
- 32 Bullnose
- 33 Top Chamfer
- 34 Bottom Chamfer

Solid wood

For edge details refer to page 6

Edge Styles

Eisenhower Table 29"H	Description	Base Code	15	20	25	30	31	32	33	34
	36" DIA	TQ36M__E29	\$2,114.	\$2,246.	\$2,246.	\$2,650.	\$2,650.	\$2,650.	\$2,650.	\$2,650.
	42" DIA	TQ42M__E29	\$2,318.	\$2,458.	\$2,458.	\$2,978.	\$2,978.	\$2,978.	\$2,978.	\$2,978.
	48" DIA	TQ48M__E29	\$2,404.	\$2,590.	\$2,590.	\$3,150.	\$3,150.	\$3,150.	\$3,150.	\$3,150.
	60" DIA	TQ60M__E29	\$2,930.	\$3,142.	\$3,142.	\$4,190.	\$4,190.	\$4,190.	\$4,190.	\$4,190.
	36" DIA	TH36M__E29	\$1,414.	\$1,470.	\$1,470.	\$1,914.	\$1,914.	\$1,914.	\$1,914.	\$1,914.
	42" DIA	TH42M__E29	\$1,566.	\$1,626.	\$1,626.	\$2,110.	\$2,110.	\$2,110.	\$2,110.	\$2,110.
	48" DIA	TH48M__E29	\$1,610.	\$1,662.	\$1,662.	\$2,182.	\$2,182.	\$2,182.	\$2,182.	\$2,182.
	60" DIA	TH60L__E29	\$1,258.	\$2,234.	\$2,234.	\$2,898.	\$2,898.	\$2,898.	\$2,898.	\$2,898.
	36" W x 36" L	TT3636M__E29	\$1,514.	\$1,582.	\$1,582.	\$1,906.	\$1,906.	\$1,906.	\$1,906.	\$1,906.
	48" W x 48" L	TT4848M__E29	\$1,674.	\$1,778.	\$1,778.	\$2,202.	\$2,202.	\$2,202.	\$2,202.	\$2,202.
	60" W x 60" L	TT6060M__E29	\$2,066.	\$2,206.	\$2,206.	\$2,790.	\$2,790.	\$2,790.	\$2,790.	\$2,790.
	30" W x 48" L	TZ3048M__E29	\$1,954.	\$2,008.	\$2,008.	\$2,506.	\$2,506.	\$2,506.	\$2,506.	\$2,506.
	30" W x 60" L	TZ3060M__E29	\$2,150.	\$2,222.	\$2,222.	\$2,766.	\$2,766.	\$2,766.	\$2,766.	\$2,766.
	36" W x 60" L	TZ3660M__E29	\$2,426.	\$2,496.	\$2,496.	\$3,126.	\$3,126.	\$3,126.	\$3,126.	\$3,126.
	36" W x 72" L	TZ3672M__E29	\$2,554.	\$2,796.	\$2,796.	\$3,506.	\$3,506.	\$3,506.	\$3,506.	\$3,506.
	60" W x 60" L	TCL6060M__E29	\$2,700.	\$3,058.	\$3,058.	NA				

**WEIGHT:** Please inquire with customer service for information.  
**MORE INFORMATION:** 60" or longer include an anti-sag stiffener(s).

**ORDERING INSTRUCTIONS:** Please refer to the product code builder below

TQ36M\_\_E29

Base Code	Insert Edge Style Code	Top Selection [finish selection]	Leg Finish [finish chart, page 8]	Edge Finish [finish chart, page 8]
Model Code	Finishes			

**Edge Style Codes:**

- 10 Laminate Self Edge
  - 15 Vinyl T-Mold
  - 20 Maple Edge
  - 25 Plywood Edge
  - 30 Eased Edge
  - 31 Waterfall
  - 32 Bullnose
  - 33 Top Chamfer
  - 34 Bottom Chamfer
- Solid wood**

For edge details refer to page 6

# FINN tables


## Construction

**Worksurfaces:** 1.125" premium particle board with laminate or wood veneer surface with phenolic backer on the underside.

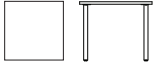
**Finn Legs:** Constructed of 2" diameter steel tube welded to a 4" x 4" steel top plate with an adjustable glide inserted into the leg bottom. Legs are electrostatically coated with epoxy powder. A wide variety of powder coat finishes are available.



Edge Styles

Finn Table 29" H	Description	Base Code	10	15	20	25	30	31	32	33	34
<b>ROUND</b> 	30" DIA†	TC30L__N29	\$996.	\$996.	\$1,084.	\$1,084.	\$1,536.	\$1,536.	\$1,536.	\$1,536.	\$1,536.
	36" DIA	TC36L__N29	\$1,036.	\$1,036.	\$1,100.	\$1,100.	\$1,620.	\$1,620.	\$1,620.	\$1,620.	\$1,620.
	42" DIA	TC42L__N29	\$1,140.	\$1,140.	\$1,236.	\$1,236.	\$2,008.	\$2,008.	\$2,008.	\$2,008.	\$2,008.
	48" DIA	TC48L__N29	\$1,208.	\$1,208.	\$1,320.	\$1,320.	\$2,148.	\$2,148.	\$2,148.	\$2,148.	\$2,148.
	60" DIA	TC60L__N29	\$1,480.	\$1,480.	\$1,652.	\$1,652.	\$2,820.	\$2,820.	\$2,820.	\$2,820.	\$2,820.

†30" DIA table does not accommodate chairs. For stools or side table applications only.

Finn Table 29" H	Description	Base Code	10	15	20	25	30	31	32	33	34
<b>SQUARE</b> 	30"W x 30" L	TS3030L__N29	\$972.	\$972.	\$1,048.	\$1,048.	\$1,328.	\$1,328.	\$1,328.	\$1,328.	\$1,328.
	36"W x 36" L	TS3636L__N29	\$1,036.	\$1,036.	\$1,108.	\$1,108.	\$1,460.	\$1,460.	\$1,460.	\$1,460.	\$1,460.
	42"W x 42" L	TS4242L__N29	\$1,140.	\$1,140.	\$1,208.	\$1,208.	\$1,748.	\$1,748.	\$1,748.	\$1,748.	\$1,748.
	48"W x 48" L	TS4848L__N29	\$1,208.	\$1,208.	\$1,300.	\$1,300.	\$1,824.	\$1,824.	\$1,824.	\$1,824.	\$1,824.
	60"W x 60" L	TS6060L__N29	\$1,480.	\$1,480.	\$1,644.	\$1,644.	\$2,312.	\$2,312.	\$2,312.	\$2,312.	\$2,312.

Finn Table 29" H	Description	Base Code	10	15	20	25	30	31	32	33	34
<b>RECTANGLE</b> 	30"W x 36" L	TR3036L__N29	\$996.	\$996.	\$1,084.	\$1,084.	\$1,368.	\$1,368.	\$1,368.	\$1,368.	\$1,368.
	30"W x 42" L	TR3042L__N29	\$1,032.	\$1,032.	\$1,132.	\$1,132.	\$1,392.	\$1,392.	\$1,392.	\$1,392.	\$1,392.
	30"W x 48" L	TR3048L__N29	\$1,052.	\$1,052.	\$1,160.	\$1,160.	\$1,448.	\$1,448.	\$1,448.	\$1,448.	\$1,448.
	30"W x 60" L	TR3060L__N29	\$1,208.	\$1,208.	\$1,336.	\$1,336.	\$1,660.	\$1,660.	\$1,660.	\$1,660.	\$1,660.
	30"W x 72" L	TR3072L__N29	\$1,264.	\$1,264.	\$1,448.	\$1,448.	\$1,800.	\$1,800.	\$1,800.	\$1,800.	\$1,800.
	30"W x 84" L*	TR3084L__N29	\$1,628.	\$1,628.	\$1,836.	\$1,836.	\$2,240.	\$2,240.	\$2,240.	\$2,240.	\$2,240.
	36"W x 42" L	TR3642L__N29	\$1,084.	\$1,084.	\$1,164.	\$1,164.	\$1,460.	\$1,460.	\$1,460.	\$1,460.	\$1,460.
	36"W x 48" L	TR3648L__N29	\$1,132.	\$1,132.	\$1,220.	\$1,220.	\$1,544.	\$1,544.	\$1,544.	\$1,544.	\$1,544.
	36"W x 60" L	TR3660L__N29	\$1,284.	\$1,284.	\$1,392.	\$1,392.	\$1,784.	\$1,784.	\$1,784.	\$1,784.	\$1,784.
	36"W x 72" L	TR3672L__N29	\$1,392.	\$1,392.	\$1,524.	\$1,524.	\$1,996.	\$1,996.	\$1,996.	\$1,996.	\$1,996.
	36"W x 84" L*	TR3684L__N29	\$1,808.	\$1,808.	\$1,928.	\$1,928.	\$2,400.	\$2,400.	\$2,400.	\$2,400.	\$2,400.
	42"W x 60" L	TR4260L__N29	\$1,344.	\$1,344.	\$1,448.	\$1,448.	\$2,096.	\$2,096.	\$2,096.	\$2,096.	\$2,096.
	42"W x 72" L	TR4272L__N29	\$1,424.	\$1,424.	\$1,552.	\$1,552.	\$2,140.	\$2,140.	\$2,140.	\$2,140.	\$2,140.
	42"W x 84" L*	TR4284L__N29	\$1,880.	\$1,880.	\$1,952.	\$1,952.	\$2,644.	\$2,644.	\$2,644.	\$2,644.	\$2,644.
	42"W x 96" L*	TR4296L__N29	\$1,932.	\$1,932.	\$1,984.	\$1,984.	\$2,792.	\$2,792.	\$2,792.	\$2,792.	\$2,792.
	48"W x 60" L	TR4860L__N29	\$1,568.	\$1,568.	\$1,760.	\$1,760.	\$2,340.	\$2,340.	\$2,340.	\$2,340.	\$2,340.
	48"W x 72" L	TR4872L__N29	\$1,604.	\$1,604.	\$1,816.	\$1,816.	\$2,440.	\$2,440.	\$2,440.	\$2,440.	\$2,440.
	48"W x 84" L*	TR4884L__N29	\$1,916.	\$1,916.	\$2,208.	\$2,208.	\$2,824.	\$2,824.	\$2,824.	\$2,824.	\$2,824.
	48"W x 96" L*	TR4896L__N29	\$1,984.	\$1,984.	\$2,248.	\$2,248.	\$2,964.	\$2,964.	\$2,964.	\$2,964.	\$2,964.

**WEIGHT:** Please inquire with customer service for information.

**MORE INFORMATION:** \* 5 legs total ■ \*\* 6 legs total ■ \*\*\* 7 legs total ■ 60" or longer include an anti-sag stiffener(s).

**ORDERING INSTRUCTIONS:** Please refer to the product code builder below

TC36L\_\_N29

Base Code	Insert Edge Style Code	Top Selection [laminate selection]	Leg Powdercoat Finish [finish chart, page 9]	Edge Finish [finish chart, page 8]
Model Code		Finishes		


Edge Style Codes:

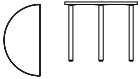
- 10 Laminate Self Edge
  - 15 Vinyl T-Mold
  - 20 Maple Edge
  - 25 Plywood Edge
  - 30 Eased Edge
  - 31 Waterfall
  - 32 Bullnose
  - 33 Top Chamfer
  - 34 Bottom Chamfer
- Solid wood

For edge details refer to page 6




Edge Styles


FinnTable 29" H	Description	Base Code	10	15	20	25	30	31	32	33	34
	36" DIA	TQ36L__N29	\$1,356.	\$1,356.	\$1,500.	\$1,500.	\$1,724.	\$1,724.	\$1,724.	\$1,724.	\$1,724.
	42" DIA	TQ42L__N29	\$1,468.	\$1,468.	\$1,628.	\$1,628.	\$2,140.	\$2,140.	\$2,140.	\$2,140.	\$2,140.
	48" DIA	TQ48L__N29	\$1,532.	\$1,532.	\$1,708.	\$1,708.	\$2,300.	\$2,300.	\$2,300.	\$2,300.	\$2,300.
	60" DIA	TQ60L__N29	\$1,804.	\$1,804.	\$2,056.	\$2,056.	\$2,804.	\$2,804.	\$2,804.	\$2,804.	\$2,804.

FinnTable 29" H	Description	Base Code	10	15	20	25	30	31	32	33	34
	30" DIA †	TH30L__N29	\$804.	\$804.	\$948.	\$948.	\$1,280.	\$1,280.	\$1,280.	\$1,280.	\$1,280.
	36" DIA	TH36L__N29	\$916.	\$916.	\$980.	\$980.	\$1,324.	\$1,324.	\$1,324.	\$1,324.	\$1,324.
	42" DIA	TH42L__N29	\$996.	\$996.	\$1,072.	\$1,072.	\$1,440.	\$1,440.	\$1,440.	\$1,440.	\$1,440.
	48" DIA	TH48L__N29	\$1,024.	\$1,024.	\$1,088.	\$1,088.	\$1,484.	\$1,484.	\$1,484.	\$1,484.	\$1,484.
	60" DIA	TH60L__N29	\$1,380.	\$1,380.	\$1,468.	\$1,468.	\$1,956.	\$1,956.	\$1,956.	\$1,956.	\$1,956.

†30" DIA table does not accommodate chairs. For stools or side table applications only.

FinnTable 29" H	Description	Base Code	10	15	20	25	30	31	32	33	34
	36" W x 36" L	TT3636L__N29	\$972.	\$972.	\$1,052.	\$1,052.	\$1,248.	\$1,248.	\$1,248.	\$1,248.	\$1,248.
	48" W x 48" L	TT4848L__N29	\$1,056.	\$1,056.	\$1,184.	\$1,184.	\$1,460.	\$1,460.	\$1,460.	\$1,460.	\$1,460.
	60" W x 60" L	TT6060L__N29	\$1,276.	\$1,276.	\$1,440.	\$1,440.	\$1,604.	\$1,604.	\$1,604.	\$1,604.	\$1,604.

FinnTable 29" H	Description	Base Code	10	15	20	25	30	31	32	33	34
	30" W x 48" L	TZ3048L__N29	\$1,268.	\$1,268.	\$1,364.	\$1,364.	\$1,676.	\$1,676.	\$1,676.	\$1,676.	\$1,676.
	30" W x 60" L	TZ3060L__N29	\$1,372.	\$1,372.	\$1,464.	\$1,464.	\$1,824.	\$1,824.	\$1,824.	\$1,824.	\$1,824.
	36" W x 60" L	TZ3660L__N29	\$1,528.	\$1,528.	\$1,644.	\$1,644.	\$1,880.	\$1,880.	\$1,880.	\$1,880.	\$1,880.
	36" W x 72" L	TZ3672L__N29	\$1,764.	\$1,764.	\$1,896.	\$1,896.	\$2,096.	\$2,096.	\$2,096.	\$2,096.	\$2,096.

FinnTable 29" H	Description	Base Code	10	15	20	25	30	31	32	33	34
	60" W x 60" L	TCL6060L__N29	\$1,892.	\$1,892.	\$2,100.	\$2,100.	NA				

**WEIGHT:** Please inquire with customer service for information.  
**MORE INFORMATION:** 60" or longer include an anti-sag stiffener(s).

**ORDERING INSTRUCTIONS:** Please refer to the product code builder below

TC36L\_\_N29

Base Code	Insert Edge Style Code	Top Selection [laminate selection]	Leg Powdercoat Finish [finish chart, page 9]	Edge Finish [finish chart, page 8]
<b>Model Code</b>		<b>Finishes</b>		


**Edge Style Codes:**

- 10 Laminate Self Edge
- 15 Vinyl T-Mold
- 20 Maple Edge
- 25 Plywood Edge
- 30 Eased Edge
- 31 Waterfall
- 32 Bullnose
- 33 Top Chamfer
- 34 Bottom Chamfer


Solid wood


For edge details refer to page 6

Edge Styles

Finn Table 29" H	Description	Base Code	Edge Styles							
			15	20	25	30	31	32	33	34
	30" DIA †	TC30M__N29	\$1,240.	\$1,316.	\$1,316.	\$1,776	\$1,776	\$1,776.	\$1,776	\$1,776.
	36" DIA	TC36M__N29	\$1,360.	\$1,416.	\$1,416.	\$1,976.	\$1,976.	\$1,976.	\$1,976.	\$1,976.
	42" DIA	TC42M__N29	\$1,548.	\$1,636.	\$1,636.	\$2,456.	\$2,456.	\$2,456.	\$2,456.	\$2,456.
	48" DIA	TC48M__N29	\$1,684.	\$1,784.	\$1,784.	\$2,688.	\$2,688.	\$2,688.	\$2,688.	\$2,688.
	60" DIA	TC60M__N29	\$2,200.	\$2,356.	\$2,356.	\$3,608.	\$3,608.	\$3,608.	\$3,608.	\$3,608.

†30" DIA table does not accommodate chairs. For stools or side table applications only.

Finn Table 29" H	Description	Base Code	Edge Styles							
			15	20	25	30	31	32	33	34
	30" W x 30" L	TS3030M__N29	\$1,236.	\$1,304.	\$1,304.	\$1,632.	\$1,632.	\$1,632.	\$1,632.	\$1,632.
	36" W x 36" L	TS3636M__N29	\$1,360.	\$1,420	\$1,420	\$1,832.	\$1,832.	\$1,832.	\$1,832.	\$1,832.
	42" W x 42" L	TS4242M__N29	\$1,548.	\$1,612.	\$1,612.	\$2,208.	\$2,208.	\$2,208.	\$2,208.	\$2,208.
	48" W x 48" L	TS4848M__N29	\$1,684.	\$1,764.	\$1,764.	\$2,364.	\$2,364.	\$2,364.	\$2,364.	\$2,364.
	60" W x 60" L	TS6060M__N29	\$2,200.	\$2,344.	\$2,344.	\$3,128.	\$3,128.	\$3,128.	\$3,128.	\$3,128.

Finn Table 29" H	Description	Base Code	Edge Styles							
			15	20	25	30	31	32	33	34
	30" W x 36" L	TR3036M__N29	\$1,280.	\$1,360.	\$1,360.	\$1,692.	\$1,692.	\$1,692.	\$1,692.	\$1,692.
	30" W x 42" L	TR3042M__N29	\$1,348.	\$1,436.	\$1,436.	\$1,756.	\$1,756.	\$1,756.	\$1,756.	\$1,756.
	30" W x 48" L	TR3048M__N29	\$1,392.	\$1,488.	\$1,488.	\$1,836.	\$1,836.	\$1,836.	\$1,836.	\$1,836.
	30" W x 60" L	TR3060M__N29	\$1,616.	\$1,732.	\$1,732.	\$2,124.	\$2,124.	\$2,124.	\$2,124.	\$2,124.
	30" W x 72" L	TR3072M__N29	\$1,716.	\$1,884.	\$1,884.	\$2,320.	\$2,320.	\$2,320.	\$2,320.	\$2,320.
	30" W x 84" L	TR3084M__N29	\$2,264.	\$2,448.	\$2,448.	\$2,968.	\$2,968.	\$2,968.	\$2,968.	\$2,968.
	36" W x 42" L	TR3642M__N29	\$1,524.	\$1,600.	\$1,600.	\$1,960.	\$1,960.	\$1,960.	\$1,960.	\$1,960.
	36" W x 48" L	TR3648M__N29	\$1,540.	\$1,616.	\$1,616.	\$2,008.	\$2,008.	\$2,008.	\$2,008.	\$2,008.
	36" W x 60" L	TR3660M__N29	\$1,760.	\$1,856.	\$1,856.	\$2,332.	\$2,332.	\$2,332.	\$2,332.	\$2,332.
	36" W x 72" L	TR3672M__N29	\$1,904.	\$2,016.	\$2,016.	\$2,556.	\$2,556.	\$2,556.	\$2,556.	\$2,556.
	36" W x 84" L*	TR3684M__N29	\$2,264.	\$2,384.	\$2,384.	\$3,028.	\$3,028.	\$3,028.	\$3,028.	\$3,028.
	42" W x 60" L	TR4260M__N29	\$1,872.	\$1,960.	\$1,960.	\$2,692.	\$2,692.	\$2,692.	\$2,692.	\$2,692.
	42" W x 72" L	TR4272M__N29	\$2,016.	\$2,128.	\$2,128.	\$2,816.	\$2,816.	\$2,816.	\$2,816.	\$2,816.
	42" W x 84" L*	TR4284M__N29	\$2,424.	\$2,528.	\$2,528.	\$3,376.	\$3,376.	\$3,376.	\$3,376.	\$3,376.
	42" W x 96" L*	TR4296M__N29	\$2,560.	\$2,668.	\$2,668.	\$3,540.	\$3,540.	\$3,540.	\$3,540.	\$3,540.
	48" W x 60" L	TR4860M__N29	\$2,032.	\$2,152.	\$2,152.	\$2,864.	\$2,864.	\$2,864.	\$2,864.	\$2,864.
	48" W x 72" L	TR4872M__N29	\$2,132.	\$2,248.	\$2,248.	\$3,000.	\$3,000.	\$3,000.	\$3,000.	\$3,000.
	48" W x 84" L*	TR4884M__N29	\$2,488.	\$2,664.	\$2,664.	\$3,452.	\$3,452.	\$3,452.	\$3,452.	\$3,452.
	48" W x 96" L*	TR4896M__N29	\$2,712.	\$2,920.	\$2,920.	\$3,916.	\$3,916.	\$3,916.	\$3,916.	\$3,916.

**WEIGHT:** Please inquire with customer service for information.

**MORE INFORMATION:** \* 5 legs total ■ \*\* 6 legs total ■ \*\*\* 7 legs total ■ 60" or longer include an anti-sag stiffener(s).

**ORDERING INSTRUCTIONS:** Please refer to the product code builder below

TC36M\_\_ N29


Base Code	Insert Edge Style Code	Top Selection [finish selection]	Leg Powdercoat Finish [finish chart, page 9]	Edge Finish [finish chart, page 8]
<b>Model Code</b>		<b>Finishes</b>		


**Edge Style Codes:**

- 10 Laminate Self Edge
  - 15 Vinyl T-Mold
  - 20 Maple Edge
  - 25 Plywood Edge
  - 30 Eased Edge
  - 31 Waterfall
  - 32 Bullnose
  - 33 Top Chamfer
  - 34 Bottom Chamfer
- Solid wood**

For edge details refer to page 6


Edge Styles


Finn Table 29" H	Description	Base Code	15	20	25	30	31	32	33	34
	36" DIA	TQ36M__N29	\$1,964.	\$2,100.	\$2,100.	\$2,436.	\$2,436.	\$2,436.	\$2,436.	\$2,436.
	42" DIA	TQ42M__N29	\$2,176.	\$2,324.	\$2,324.	\$2,764.	\$2,764.	\$2,764.	\$2,764.	\$2,764.
	48" DIA	TQ48M__N29	\$2,300.	\$2,460.	\$2,460.	\$2,936.	\$2,936.	\$2,936.	\$2,936.	\$2,936.
	60" DIA	TQ60M__N29	\$2,816.	\$3,040.	\$3,040.	\$3,976.	\$3,976.	\$3,976.	\$3,976.	\$3,976.

	30" DIA †	TH30M__N29	\$1,244.	\$1,296.	\$1,296.	\$1,664.	\$1,664.	\$1,664.	\$1,664.	\$1,664.
	36" DIA	TH36M__N29	\$1,280.	\$1,340.	\$1,340.	\$1,740.	\$1,740.	\$1,740.	\$1,740.	\$1,740.
	42" DIA	TH42M__N29	\$1,436.	\$1,500.	\$1,500.	\$1,936.	\$1,936.	\$1,936.	\$1,936.	\$1,936.
	48" DIA	TH48M__N29	\$1,484.	\$1,540.	\$1,540.	\$2,008.	\$2,008.	\$2,008.	\$2,008.	\$2,008.
	60" DIA	TH60M__N29	\$2,008.	\$2,088.	\$2,088.	\$2,684.	\$2,684.	\$2,684.	\$2,684.	\$2,684.

†30" DIA table does not accommodate chairs. For stools or side table applications only.

	36" W x 36" L	TT3636M__N29	\$1,380.	\$1,452.	\$1,452.	\$1,732.	\$1,732.	\$1,732.	\$1,732.	\$1,732.
	48" W x 48" L	TT4848M__N29	\$1,548.	\$1,660.	\$1,660.	\$2,028.	\$2,028.	\$2,028.	\$2,028.	\$2,028.
	60" W x 60" L	TT6060M__N29	\$1,964.	\$2,108.	\$2,108.	\$2,616.	\$2,616.	\$2,616.	\$2,616.	\$2,616.

	30" W x 48" L	TZ3048M__N29	\$1,796.	\$1,880.	\$1,880.	\$2,292.	\$2,292.	\$2,292.	\$2,292.	\$2,292.
	30" W x 60" L	TZ3060M__N29	\$1,996.	\$2,076.	\$2,076.	\$2,552.	\$2,552.	\$2,552.	\$2,552.	\$2,552.
	36" W x 60" L	TZ3660M__N29	\$2,228.	\$2,396.	\$2,396.	\$2,912.	\$2,912.	\$2,912.	\$2,912.	\$2,912.
	36" W x 72" L	TZ3672M__N29	\$2,500.	\$2,784.	\$2,784.	\$3,368.	\$3,368.	\$3,368.	\$3,368.	\$3,368.

	60" W x 60" L	TC6060M__N29	\$2,608.	\$2,952.	\$2,952.	NA			
---	---------------	--------------	----------	----------	----------	----	--	--	--

**WEIGHT:** Please inquire with customer service for information.  
**MORE INFORMATION:** 60" or longer include an anti-sag stiffener(s).

**ORDERING INSTRUCTIONS:** Please refer to the product code builder below

TC36M\_\_ N29

Base Code	Insert Edge Style Code	Top Selection [finish selection]	Leg Powdercoat Finish [finish chart, page 9]	Edge Finish [finish chart, page 8]
Model Code		Finishes		

Edge Style Codes:

- 10 Laminate Self Edge
- 15 Vinyl T-Mold
- 20 Maple Edge
- 25 Plywood Edge
- 30 Eased Edge
- 31 Waterfall
- 32 Bullnose
- 33 Top Chamfer
- 34 Bottom Chamfer

Solid wood

For edge details refer to page 6

# kids FINN tables

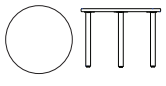
## **Construction**

**Worksurfaces:** 1.125" premium particle board with laminate or wood veneer surface with phenolic backer on the underside.

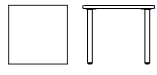
**Finn Legs:** Constructed of 2" diameter steel tube welded to a 4" x 4" steel top plate with an adjustable glide inserted into the leg bottom. Legs are electrostatically coated with epoxy powder. A wide variety of powder coat finishes are available.

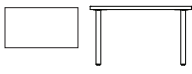




			Edge Styles								
Finn Table	Description	Base Code	10	15	20	25	30	31	32	33	34
<b>ROUND</b> 	30" DIA†	TC30L__N__	\$996.	\$996.	\$1,084.	\$1,084.	\$1,536.	\$1,536.	\$1,536.	\$1,536.	\$1,536.
	36" DIA	TC36L__N__	\$1,036.	\$1,036.	\$1,100.	\$1,100.	\$1,620.	\$1,620.	\$1,620.	\$1,620.	\$1,620.
	42" DIA	TC42L__N__	\$1,140.	\$1,140.	\$1,236.	\$1,236.	\$2,008.	\$2,008.	\$2,008.	\$2,008.	\$2,008.
	48" DIA	TC48L__N__	\$1,208.	\$1,208.	\$1,320.	\$1,320.	\$2,148.	\$2,148.	\$2,148.	\$2,148.	\$2,148.
	60" DIA	TC60L__N__	\$1,480.	\$1,480.	\$1,652.	\$1,652.	\$2,820.	\$2,820.	\$2,820.	\$2,820.	\$2,820.

†30" DIA table does not accommodate chairs. For stools or side table applications only.

			Edge Styles								
Finn Table	Description	Base Code	10	15	20	25	30	31	32	33	34
<b>SQUARE</b> 	30"W x 30" L	TS3030L__N__	\$972.	\$972.	\$1,048.	\$1,048.	\$1,328.	\$1,328.	\$1,328.	\$1,328.	\$1,328.
	36"W x 36" L	TS3636L__N__	\$1,036.	\$1,036.	\$1,108.	\$1,108.	\$1,460.	\$1,460.	\$1,460.	\$1,460.	\$1,460.
	42"W x 42" L	TS4242L__N__	\$1,140.	\$1,140.	\$1,208.	\$1,208.	\$1,748.	\$1,748.	\$1,748.	\$1,748.	\$1,748.
	48"W x 48" L	TS4848L__N__	\$1,208.	\$1,208.	\$1,300.	\$1,300.	\$1,824.	\$1,824.	\$1,824.	\$1,824.	\$1,824.
	60"W x 60" L	TS6060L__N__	\$1,480.	\$1,480.	\$1,644.	\$1,644.	\$2,312.	\$2,312.	\$2,312.	\$2,312.	\$2,312.

			Edge Styles								
Finn Table	Description	Base Code	10	15	20	25	30	31	32	33	34
<b>RECTANGLE</b> 	30"W x 36" L	TR3036L__N__	\$996.	\$996.	\$1,084.	\$1,084.	\$1,368.	\$1,368.	\$1,368.	\$1,368.	\$1,368.
	30"W x 42" L	TR3042L__N__	\$1,032.	\$1,032.	\$1,132.	\$1,132.	\$1,392.	\$1,392.	\$1,392.	\$1,392.	\$1,392.
	30"W x 48" L	TR3048L__N__	\$1,052.	\$1,052.	\$1,160.	\$1,160.	\$1,448.	\$1,448.	\$1,448.	\$1,448.	\$1,448.
	30"W x 60" L	TR3060L__N__	\$1,208.	\$1,208.	\$1,336.	\$1,336.	\$1,660.	\$1,660.	\$1,660.	\$1,660.	\$1,660.
	30"W x 72" L	TR3072L__N__	\$1,264.	\$1,264.	\$1,448.	\$1,448.	\$1,800.	\$1,800.	\$1,800.	\$1,800.	\$1,800.
	30"W x 84" L*	TR3084L__N__	\$1,628.	\$1,628.	\$1,836.	\$1,836.	\$2,240.	\$2,240.	\$2,240.	\$2,240.	\$2,240.
	36"W x 42" L	TR3642L__N__	\$1,084.	\$1,084.	\$1,164.	\$1,164.	\$1,460.	\$1,460.	\$1,460.	\$1,460.	\$1,460.
	36"W x 48" L	TR3648L__N__	\$1,132.	\$1,132.	\$1,220.	\$1,220.	\$1,544.	\$1,544.	\$1,544.	\$1,544.	\$1,544.
	36"W x 60" L	TR3660L__N__	\$1,284.	\$1,284.	\$1,392.	\$1,392.	\$1,784.	\$1,784.	\$1,784.	\$1,784.	\$1,784.
	36"W x 72" L	TR3672L__N__	\$1,392.	\$1,392.	\$1,524.	\$1,524.	\$1,996.	\$1,996.	\$1,996.	\$1,996.	\$1,996.
	36"W x 84" L*	TR3684L__N__	\$1,808.	\$1,808.	\$1,928.	\$1,928.	\$2,400.	\$2,400.	\$2,400.	\$2,400.	\$2,400.
	42"W x 60" L	TR4260L__N__	\$1,344.	\$1,344.	\$1,448.	\$1,448.	\$2,096.	\$2,096.	\$2,096.	\$2,096.	\$2,096.
	42"W x 72" L	TR4272L__N__	\$1,424.	\$1,424.	\$1,552.	\$1,552.	\$2,140.	\$2,140.	\$2,140.	\$2,140.	\$2,140.
	42"W x 84" L*	TR4284L__N__	\$1,880.	\$1,880.	\$1,952.	\$1,952.	\$2,644.	\$2,644.	\$2,644.	\$2,644.	\$2,644.
	42"W x 96" L*	TR4296L__N__	\$1,932.	\$1,932.	\$1,984.	\$1,984.	\$2,792.	\$2,792.	\$2,792.	\$2,792.	\$2,792.
	48"W x 60" L	TR4860L__N__	\$1,568.	\$1,568.	\$1,760.	\$1,760.	\$2,340.	\$2,340.	\$2,340.	\$2,340.	\$2,340.
	48"W x 72" L	TR4872L__N__	\$1,604.	\$1,604.	\$1,816.	\$1,816.	\$2,440.	\$2,440.	\$2,440.	\$2,440.	\$2,440.
	48"W x 84" L*	TR4884L__N__	\$1,916.	\$1,916.	\$2,208.	\$2,208.	\$2,824.	\$2,824.	\$2,824.	\$2,824.	\$2,824.
	48"W x 96" L*	TR4896L__N__	\$1,984.	\$1,984.	\$2,248.	\$2,248.	\$2,964.	\$2,964.	\$2,964.	\$2,964.	\$2,964.

**WEIGHT:** Please inquire with customer service for information.

**MORE INFORMATION:** \*5 legs total ■ \*\*6 legs total ■ \*\*\*7 legs total ■ 60" or longer include an anti-sag stiffener(s).

**ORDERING INSTRUCTIONS:** Please refer to the product code builder below


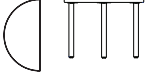
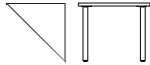


TC36L__N__					
Base Code	Insert Edge Style Code	Insert Leg Height	Top Selection [laminate selection]	Leg Powdercoat Finish [finish chart, page 9]	Edge Finish [finish chart, page 8]
<b>Model Code</b>			<b>Finishes</b>		

**Edge Style Codes:**

- 10 Laminate Self Edge
  - 15 Vinyl T-Mold
  - 20 Maple Edge
  - 25 Plywood Edge
  - 30 Eased Edge
  - 31 Waterfall
  - 32 Bullnose
  - 33 Top Chamfer
  - 34 Bottom Chamfer
- Solid wood**

For edge details refer to page 6



Finn Table			Edge Styles										
			10	15	20	25	30	31	32	33	34		
<b>20" H + 24" H + 26" H</b>			<b>Description</b>	<b>Base Code</b>									
	<b>3/4 ROUND</b>		36" DIA	TQ36L__N__	\$1,356.	\$1,356.	\$1,500.	\$1,500.	\$1,724.	\$1,724.	\$1,724.	\$1,724.	\$1,724.
			42" DIA	TQ42L__N__	\$1,468.	\$1,468.	\$1,628.	\$1,628.	\$2,140.	\$2,140.	\$2,140.	\$2,140.	\$2,140.
			48" DIA	TQ48L__N__	\$1,532.	\$1,532.	\$1,708.	\$1,708.	\$2,300.	\$2,300.	\$2,300.	\$2,300.	\$2,300.
			60" DIA	TQ60L__N__	\$1,804.	\$1,804.	\$2,056.	\$2,056.	\$2,804.	\$2,804.	\$2,804.	\$2,804.	\$2,804.
<b>1/2 ROUND</b>													
			30" DIA †	TH30L__N__	\$804.	\$804.	\$948.	\$948.	\$1,280.	\$1,280.	\$1,280.	\$1,280.	\$1,280.
			36" DIA	TH36L__N__	\$916.	\$916.	\$980.	\$980.	\$1,324.	\$1,324.	\$1,324.	\$1,324.	\$1,324.
			42" DIA	TH42L__N__	\$996.	\$996.	\$1,072.	\$1,072.	\$1,440.	\$1,440.	\$1,440.	\$1,440.	\$1,440.
			48" DIA	TH48L__N__	\$1,024.	\$1,024.	\$1,088.	\$1,088.	\$1,484.	\$1,484.	\$1,484.	\$1,484.	\$1,484.
			60" DIA	TH60L__N__	\$1,380.	\$1,380.	\$1,468.	\$1,468.	\$1,956.	\$1,956.	\$1,956.	\$1,956.	\$1,956.
†30" DIA table does not accommodate chairs. For stools or side table applications only.													
<b>TRIANGLE</b>													
			36" W x 36" L	TT3636L__N__	\$972.	\$972.	\$1,052.	\$1,052.	\$1,248.	\$1,248.	\$1,248.	\$1,248.	\$1,248.
			48" W x 48" L	TT4848L__N__	\$1,056.	\$1,056.	\$1,184.	\$1,184.	\$1,460.	\$1,460.	\$1,460.	\$1,460.	\$1,460.
			60" W x 60" L	TT6060L__N__	\$1,276.	\$1,276.	\$1,440.	\$1,440.	\$1,604.	\$1,604.	\$1,604.	\$1,604.	\$1,604.
<b>TRAPEZOID</b>													
			30" W x 48" L	TZ3048L__N__	\$1,268.	\$1,268.	\$1,364.	\$1,364.	\$1,676.	\$1,676.	\$1,676.	\$1,676.	\$1,676.
			30" W x 60" L	TZ3060L__N__	\$1,372.	\$1,372.	\$1,464.	\$1,464.	\$1,824.	\$1,824.	\$1,824.	\$1,824.	\$1,824.
			36" W x 60" L	TZ3660L__N__	\$1,528.	\$1,528.	\$1,644.	\$1,644.	\$1,880.	\$1,880.	\$1,880.	\$1,880.	\$1,880.
			36" W x 72" L	TZ3672L__N__	\$1,764.	\$1,764.	\$1,896.	\$1,896.	\$2,096.	\$2,096.	\$2,096.	\$2,096.	\$2,096.
<b>CLOVERLEAF</b>													
			60" W x 60" L	TCL6060L__N__	\$1,892.	\$1,892.	\$2,100.	\$2,100.	NA				

**WEIGHT:** Please inquire with customer service for information.  
**MORE INFORMATION:** 60" or longer include an anti-sag stiffener(s).

**ORDERING INSTRUCTIONS:** Please refer to the product code builder below

TC36L\_\_N\_\_

Base Code	Insert Edge Style Code	Insert Leg Height	Top Selection [laminat selection]	Leg Powdercoat Finish [finish chart, page 9]	Edge Finish [finish chart, page 8]
<b>Model Code</b>			<b>Finishes</b>		

**Edge Style Codes:**

- 10 Laminate Self Edge
  - 15 Vinyl T-Mold
  - 20 Maple Edge
  - 25 Plywood Edge
  - 30 Eased Edge
  - 31 Waterfall
  - 32 Bullnose
  - 33 Top Chamfer
  - 34 Bottom Chamfer
- } Solid wood

For edge details refer to page 6

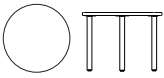


Edge Styles

Finn Table

20" H + 24" H + 26" H

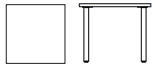
ROUND



Description	Base Code	15	20	25	30	31	32	33	34
30" DIA †	TC30M__N__	\$1,240.	\$1,316.	\$1,316.	\$1,776	\$1,776	\$1,776.	\$1,776	\$1,776.
36" DIA	TC36M__N__	\$1,360.	\$1,416.	\$1,416.	\$1,976.	\$1,976.	\$1,976.	\$1,976.	\$1,976.
42" DIA	TC42M__N__	\$1,548.	\$1,636.	\$1,636.	\$2,456.	\$2,456.	\$2,456.	\$2,456.	\$2,456.
48" DIA	TC48M__N__	\$1,684.	\$1,784.	\$1,784.	\$2,688.	\$2,688.	\$2,688.	\$2,688.	\$2,688.
60" DIA	TC60M__N__	\$2,200.	\$2,356.	\$2,356.	\$3,608.	\$3,608.	\$3,608.	\$3,608.	\$3,608.

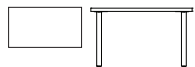
†30" DIA table does not accommodate chairs. For stools or side table applications only.

SQUARE



30" W x 30" L	TS3030M__N__	\$1,236.	\$1,304.	\$1,304.	\$1,632.	\$1,632.	\$1,632.	\$1,632.	\$1,632.
36" W x 36" L	TS3636M__N__	\$1,360.	\$1,420.	\$1,420.	\$1,832.	\$1,832.	\$1,832.	\$1,832.	\$1,832.
42" W x 42" L	TS4242M__N__	\$1,548.	\$1,612.	\$1,612.	\$2,208.	\$2,208.	\$2,208.	\$2,208.	\$2,208.
48" W x 48" L	TS4848M__N__	\$1,684.	\$1,764.	\$1,764.	\$2,364.	\$2,364.	\$2,364.	\$2,364.	\$2,364.
60" W x 60" L	TS6060M__N__	\$2,200.	\$2,344.	\$2,344.	\$3,128.	\$3,128.	\$3,128.	\$3,128.	\$3,128.

RECTANGLE



30" W x 36" L	TR3036M__N__	\$1,280.	\$1,360.	\$1,360.	\$1,692.	\$1,692	\$1,692	\$1,692	\$1,692
30" W x 42" L	TR3042M__N__	\$1,348.	\$1,436.	\$1,436.	\$1,756.	\$1,756.	\$1,756.	\$1,756.	\$1,756.
30" W x 48" L	TR3048M__N__	\$1,392.	\$1,488.	\$1,488.	\$1,836.	\$1,836.	\$1,836.	\$1,836.	\$1,836.
30" W x 60" L	TR3060M__N__	\$1,616.	\$1,732.	\$1,732.	\$2,124.	\$2,124.	\$2,124.	\$2,124.	\$2,124.
30" W x 72" L	TR3072M__N__	\$1,716.	\$1,884.	\$1,884.	\$2,320.	\$2,320.	\$2,320.	\$2,320.	\$2,320.
30" W x 84" L	TR3084M__N__	\$2,264.	\$2,448.	\$2,448.	\$2,968.	\$2,968.	\$2,968.	\$2,968.	\$2,968.
36" W x 42" L	TR3642M__N__	\$1,524.	\$1,600.	\$1,600.	\$1,960.	\$1,960.	\$1,960.	\$1,960.	\$1,960.
36" W x 48" L	TR3648M__N__	\$1,540.	\$1,616.	\$1,616.	\$2,008.	\$2,008.	\$2,008.	\$2,008.	\$2,008.
36" W x 60" L	TR3660M__N__	\$1,760.	\$1,856.	\$1,856.	\$2,332.	\$2,332	\$2,332	\$2,332	\$2,332
36" W x 72" L	TR3672M__N__	\$1,904.	\$2,016.	\$2,016.	\$2,556.	\$2,556.	\$2,556.	\$2,556.	\$2,556.
36" W x 84" L*	TR3684M__N__	\$2,264.	\$2,384.	\$2,384.	\$3,028.	\$3,028.	\$3,028.	\$3,028.	\$3,028.
42" W x 60" L	TR4260M__N__	\$1,872.	\$1,960.	\$1,960.	\$2,692.	\$2,692.	\$2,692.	\$2,692.	\$2,692.
42" W x 72" L	TR4272M__N__	\$2,016.	\$2,128.	\$2,128.	\$2,816.	\$2,816	\$2,816	\$2,816	\$2,816
42" W x 84" L*	TR4284M__N__	\$2,424.	\$2,528.	\$2,528.	\$3,376.	\$3,376.	\$3,376.	\$3,376.	\$3,376.
42" W x 96" L*	TR4296M__N__	\$2,560.	\$2,668.	\$2,668.	\$3,540.	\$3,540.	\$3,540.	\$3,540.	\$3,540.
48" W x 60" L	TR4860M__N__	\$2,032.	\$2,152.	\$2,152.	\$2,864.	\$2,864.	\$2,864.	\$2,864.	\$2,864.
48" W x 72" L	TR4872M__N__	\$2,132.	\$2,248.	\$2,248.	\$3,000.	\$3,000.	\$3,000.	\$3,000.	\$3,000.
48" W x 84" L*	TR4884M__N__	\$2,488.	\$2,664.	\$2,664.	\$3,452.	\$3,452.	\$3,452.	\$3,452.	\$3,452.
48" W x 96" L*	TR4896M__N__	\$2,712.	\$2,920.	\$2,920.	\$3,916.	\$3,916.	\$3,916.	\$3,916.	\$3,916.

**WEIGHT:** Please inquire with customer service for information.

**MORE INFORMATION:** \* 5 legs total ■ \*\* 6 legs total ■ \*\*\* 7 legs total ■ 60" or longer include an anti-sag stiffener(s).

**ORDERING INSTRUCTIONS:** Please refer to the product code builder below

TC36M\_\_N\_\_

Base Code	Insert Edge Style Code	Insert Leg Height	Top Selection [finish selection]	Leg Powdercoat Finish [finish chart, page 9]	Edge Finish [finish chart, page 8]

Model Code

Finishes

Edge Style Codes:

- 10 Laminate Self Edge
  - 15 Vinyl T-Mold
  - 20 Maple Edge
  - 25 Plywood Edge
  - 30 Eased Edge
  - 31 Waterfall
  - 32 Bullnose
  - 33 Top Chamfer
  - 34 Bottom Chamfer
- } Solid wood

For edge details refer to page 6





Edge Styles

Finn Table

20"H + 24"H + 26"H	Description	Base Code	15	20	25	30	31	32	33	34
	36" DIA	TQ36M__N__	\$1,964.	\$2,100.	\$2,100.	\$2,436.	\$2,436.	\$2,436.	\$2,436.	\$2,436.
	42" DIA	TQ42M__N__	\$2,176.	\$2,324.	\$2,324.	\$2,764.	\$2,764.	\$2,764.	\$2,764.	\$2,764.
	48" DIA	TQ48M__N__	\$2,300.	\$2,460.	\$2,460.	\$2,936.	\$2,936.	\$2,936.	\$2,936.	\$2,936.
	60" DIA	TQ60M__N__	\$2,816.	\$3,040.	\$3,040.	\$3,976.	\$3,976.	\$3,976.	\$3,976.	\$3,976.

1/2 ROUND

	30" DIA †	TH30M__N__	\$1,244.	\$1,296.	\$1,296.	\$1,664.	\$1,664.	\$1,664.	\$1,664.	\$1,664.
	36" DIA	TH36M__N__	\$1,280.	\$1,340.	\$1,340.	\$1,740.	\$1,740.	\$1,740.	\$1,740.	\$1,740.
	42" DIA	TH42M__N__	\$1,436.	\$1,500.	\$1,500.	\$1,936.	\$1,936.	\$1,936.	\$1,936.	\$1,936.
	48" DIA	TH48M__N__	\$1,484.	\$1,540.	\$1,540.	\$2,008.	\$2,008.	\$2,008.	\$2,008.	\$2,008.
	60" DIA	TH60M__N__	\$2,008.	\$2,088.	\$2,088.	\$2,684.	\$2,684.	\$2,684.	\$2,684.	\$2,684.

†30" DIA table does not accommodate chairs. For stools or side table applications only.

TRIANGLE

	36"W x 36" L	TT3636M__N__	\$1,380.	\$1,452.	\$1,452.	\$1,732.	\$1,732.	\$1,732.	\$1,732.	\$1,732.
	48"W x 48" L	TT4848M__N__	\$1,548.	\$1,660.	\$1,660.	\$2,028.	\$2,028.	\$2,028.	\$2,028.	\$2,028.
	60"W x 60" L	TT6060M__N__	\$1,964.	\$2,108.	\$2,108.	\$2,616.	\$2,616.	\$2,616.	\$2,616.	\$2,616.

TRAPEZOID

	30"W x 48" L	TZ3048M__N__	\$1,796.	\$1,880.	\$1,880.	\$2,292.	\$2,292.	\$2,292.	\$2,292.	\$2,292.
	30"W x 60" L	TZ3060M__N__	\$1,996.	\$2,076.	\$2,076.	\$2,552.	\$2,552.	\$2,552.	\$2,552.	\$2,552.
	36"W x 60" L	TZ3660M__N__	\$2,228.	\$2,396.	\$2,396.	\$2,912.	\$2,912.	\$2,912.	\$2,912.	\$2,912.
	36"W x 72" L	TZ3672M__N__	\$2,500.	\$2,784.	\$2,784.	\$3,368.	\$3,368.	\$3,368.	\$3,368.	\$3,368.

CLOVERLEAF

	60"W x 60" L	TC6060M__N__	\$2,608.	\$2,952.	\$2,952.	NA			
--	--------------	--------------	----------	----------	----------	----	--	--	--

**WEIGHT:** Please inquire with customer service for information.  
**MORE INFORMATION:** 60" or longer include an anti-sag stiffener(s).

**ORDERING INSTRUCTIONS:** Please refer to the product code builder below

TC36M		N			
Base Code	Insert Edge Style Code	Insert Leg Height	Top Selection [finish selection]	Leg Powdercoat Finish [finish chart, page 9]	Edge Finish [finish chart, page 8]
Model Code			Finishes		

Edge Style Codes:

- 10 Laminate Self Edge
- 15 Vinyl T-Mold
- 20 Maple Edge
- 25 Plywood Edge
- 30 Eased Edge
- 31 Waterfall
- 32 Bullnose
- 33 Top Chamfer
- 34 Bottom Chamfer

Solid wood

For edge details refer to page 6

# Flick tables

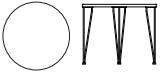
## **Construction**

**Worksurfaces:** 1.125" premium particle board with laminate or wood veneer surface with phenolic backer on the underside.

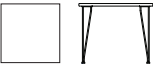
**Flick Legs:** Constructed of three 7/8" diameter steel rods welded to a 5" x 5" steel top plate with an adjustable level feature. Legs are electrostatically coated with epoxy powder. A wide variety of powder coat finishes are available.



Edge Styles

Flick Table 29" H	Description	Base Code	10	15	20	25	30	31	32	33	34
	30" DIA†	TC30L__C29	\$1,016.	\$1,016.	\$1,104.	\$1,104.	\$1,556.	\$1,556.	\$1,556.	\$1,556.	\$1,556.
	36" DIA	TC36L__C29	\$1,056.	\$1,056.	\$1,120.	\$1,120.	\$1,640.	\$1,640.	\$1,640.	\$1,640.	\$1,640.
	42" DIA	TC42L__C29	\$1,160.	\$1,160.	\$1,256.	\$1,256.	\$2,028.	\$2,028.	\$2,028.	\$2,028.	\$2,028.
	48" DIA	TC48L__C29	\$1,228.	\$1,228.	\$1,340.	\$1,340.	\$2,168.	\$2,168.	\$2,168.	\$2,168.	\$2,168.
	60" DIA	TC60L__C29	\$1,500.	\$1,500.	\$1,672.	\$1,672.	\$2,840.	\$2,840.	\$2,840.	\$2,840.	\$2,840.

†30" DIA table does not accommodate chairs. For stools or side table applications only.

SQUARE	Description	Base Code	10	15	20	25	30	31	32	33	34
	30" W x 30" L	TS3030L__C29	\$992.	\$992.	\$1,068.	\$1,068.	\$1,348.	\$1,348.	\$1,348.	\$1,348.	\$1,348.
	36" W x 36" L	TS3636L__C29	\$1,056.	\$1,056.	\$1,128.	\$1,128.	\$1,480.	\$1,480.	\$1,480.	\$1,480.	\$1,480.
	42" W x 42" L	TS4242L__C29	\$1,160.	\$1,160.	\$1,228.	\$1,228.	\$1,768.	\$1,768.	\$1,768.	\$1,768.	\$1,768.
	48" W x 48" L	TS4848L__C29	\$1,228.	\$1,228.	\$1,320.	\$1,320.	\$1,844.	\$1,844.	\$1,844.	\$1,844.	\$1,844.
	60" W x 60" L	TS6060L__C29	\$1,500.	\$1,500.	\$1,664.	\$1,664.	\$2,332.	\$2,332.	\$2,332.	\$2,332.	\$2,332.

RECTANGLE	Description	Base Code	10	15	20	25	30	31	32	33	34
	30" W x 36" L	TR3036L__C29	\$1,016.	\$1,016.	\$1,104.	\$1,104.	\$1,388.	\$1,388.	\$1,388.	\$1,388.	\$1,388.
	30" W x 42" L	TR3042L__C29	\$1,052.	\$1,052.	\$1,152.	\$1,152.	\$1,412.	\$1,412.	\$1,412.	\$1,412.	\$1,412.
	30" W x 48" L	TR3048L__C29	\$1,072.	\$1,072.	\$1,180.	\$1,180.	\$1,468.	\$1,468.	\$1,468.	\$1,468.	\$1,468.
	30" W x 60" L	TR3060L__C29	\$1,228.	\$1,228.	\$1,356.	\$1,356.	\$1,680.	\$1,680.	\$1,680.	\$1,680.	\$1,680.
	30" W x 72" L	TR3072L__C29	\$1,284.	\$1,284.	\$1,468.	\$1,468.	\$1,820.	\$1,820.	\$1,820.	\$1,820.	\$1,820.
	30" W x 84" L*	TR3084L__C29	\$1,652.	\$1,652.	\$1,860.	\$1,860.	\$2,264.	\$2,264.	\$2,264.	\$2,264.	\$2,264.
	36" W x 42" L	TR3642L__C29	\$1,104.	\$1,104.	\$1,184.	\$1,184.	\$1,480.	\$1,480.	\$1,480.	\$1,480.	\$1,480.
	36" W x 48" L	TR3648L__C29	\$1,152.	\$1,152.	\$1,240.	\$1,240.	\$1,564.	\$1,564.	\$1,564.	\$1,564.	\$1,564.
	36" W x 60" L	TR3660L__C29	\$1,304.	\$1,304.	\$1,412.	\$1,412.	\$1,804.	\$1,804.	\$1,804.	\$1,804.	\$1,804.
	36" W x 72" L	TR3672L__C29	\$1,412.	\$1,412.	\$1,544.	\$1,544.	\$2,016.	\$2,016.	\$2,016.	\$2,016.	\$2,016.
	36" W x 84" L*	TR3684L__C29	\$1,836.	\$1,836.	\$1,952.	\$1,952.	\$2,424.	\$2,424.	\$2,424.	\$2,424.	\$2,424.
	42" W x 60" L	TR4260L__C29	\$1,364.	\$1,364.	\$1,468.	\$1,468.	\$2,116.	\$2,116.	\$2,116.	\$2,116.	\$2,116.
	42" W x 72" L	TR4272L__C29	\$1,444.	\$1,444.	\$1,572.	\$1,572.	\$2,160.	\$2,160.	\$2,160.	\$2,160.	\$2,160.
	42" W x 84" L*	TR4284L__C29	\$1,904.	\$1,904.	\$1,980.	\$1,980.	\$2,672.	\$2,672.	\$2,672.	\$2,672.	\$2,672.
	42" W x 96" L*	TR4296L__C29	\$1,956.	\$1,956.	\$2,012.	\$2,012.	\$2,816.	\$2,816.	\$2,816.	\$2,816.	\$2,816.
	48" W x 60" L	TR4860L__C29	\$1,588.	\$1,588.	\$1,780.	\$1,780.	\$2,360.	\$2,360.	\$2,360.	\$2,360.	\$2,360.
	48" W x 72" L	TR4872L__C29	\$1,624.	\$1,624.	\$1,836.	\$1,836.	\$2,460.	\$2,460.	\$2,460.	\$2,460.	\$2,460.
	48" W x 84" L*	TR4884L__C29	\$1,940.	\$1,940.	\$2,236.	\$2,236.	\$2,848.	\$2,848.	\$2,848.	\$2,848.	\$2,848.
	48" W x 96" L*	TR4896L__C29	\$2,012.	\$2,012.	\$2,272.	\$2,272.	\$2,988.	\$2,988.	\$2,988.	\$2,988.	\$2,988.

**WEIGHT:** Please inquire with customer service for information.

**MORE INFORMATION:** \* 5 legs total ■ \*\* 6 legs total ■ \*\*\* 7 legs total ■ 60" or longer include an anti-sag stiffener(s).

**ORDERING INSTRUCTIONS:** Please refer to the product code builder below

TC36L\_\_C29

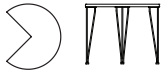
Base Code	Insert Edge Style Code	Top Selection [laminate selection]	Leg Powdercoat Finish [finish chart, page 9]	Edge Finish [finish chart, page 8]
Model Code		Finishes		

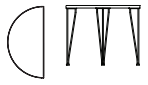
Edge Style Codes:

- 10 Laminate Self Edge
  - 15 Vinyl T-Mold
  - 20 Maple Edge
  - 25 Plywood Edge
  - 30 Eased Edge
  - 31 Waterfall
  - 32 Bullnose
  - 33 Top Chamfer
  - 34 Bottom Chamfer
- Solid wood

For edge details refer to page 6


Edge Styles


Flick Table 29" H	Description	Base Code	10	15	20	25	30	31	32	33	34
	36" DIA	TQ36L_C29	\$1,376.	\$1,376.	\$1,520.	\$1,520.	\$1,744.	\$1,744.	\$1,744.	\$1,744.	\$1,744.
	42" DIA	TQ42L_C29	\$1,488.	\$1,488.	\$1,648.	\$1,648.	\$2,160.	\$2,160.	\$2,160.	\$2,160.	\$2,160.
	48" DIA	TQ48L_C29	\$1,552.	\$1,552.	\$1,728.	\$1,728.	\$2,320.	\$2,320.	\$2,320.	\$2,320.	\$2,320.
	60" DIA	TQ60L_C29	\$1,824.	\$1,824.	\$2,076.	\$2,076.	\$2,824.	\$2,824.	\$2,824.	\$2,824.	\$2,824.

1/2 ROUND	Description	Base Code	10	15	20	25	30	31	32	33	34
	30" DIA†	TH30L_C29	\$820.	\$820.	\$964.	\$964.	\$1,296.	\$1,296.	\$1,296.	\$1,296.	\$1,296.
	36" DIA	TH36L_C29	\$932.	\$932.	\$996.	\$996.	\$1,340.	\$1,340.	\$1,340.	\$1,340.	\$1,340.
	42" DIA	TH42L_C29	\$1,012.	\$1,012.	\$1,088.	\$1,088.	\$1,456.	\$1,456.	\$1,456.	\$1,456.	\$1,456.
	48" DIA	TH48L_C29	\$1,040.	\$1,040.	\$1,104.	\$1,104.	\$1,500.	\$1,500.	\$1,500.	\$1,500.	\$1,500.
	60" DIA	TH60L_C29	\$1,400.	\$1,400.	\$1,488.	\$1,488.	\$1,976.	\$1,976.	\$1,976.	\$1,976.	\$1,976.

†30" DIA table does not accommodate chairs. For stools or side table applications only.

TRIANGLE	Description	Base Code	10	15	20	25	30	31	32	33	34
	36" W x 36" L	TT3636L_C29	\$984.	\$984.	\$1,064.	\$1,064.	\$1,264.	\$1,264.	\$1,264.	\$1,264.	\$1,264.
	48" W x 48" L	TT4848L_C29	\$1,072.	\$1,072.	\$1,200.	\$1,200.	\$1,472.	\$1,472.	\$1,472.	\$1,472.	\$1,472.
	60" W x 60" L	TT6060L_C29	\$1,288.	\$1,288.	\$1,456.	\$1,456.	\$1,620.	\$1,620.	\$1,620.	\$1,620.	\$1,620.

TRAPEZOID	Description	Base Code	10	15	20	25	30	31	32	33	34
	30" W x 48" L	TZ3048L_C29	\$1,288.	\$1,288.	\$1,384.	\$1,384.	\$1,696.	\$1,696.	\$1,696.	\$1,696.	\$1,696.
	30" W x 60" L	TZ3060L_C29	\$1,392.	\$1,392.	\$1,484.	\$1,484.	\$1,844.	\$1,844.	\$1,844.	\$1,844.	\$1,844.
	36" W x 60" L	TZ3660L_C29	\$1,548.	\$1,548.	\$1,664.	\$1,664.	\$1,900.	\$1,900.	\$1,900.	\$1,900.	\$1,900.
	36" W x 72" L	TZ3672L_C29	\$1,784.	\$1,784.	\$1,916.	\$1,916.	\$2,116.	\$2,116.	\$2,116.	\$2,116.	\$2,116.

CLOVERLEAF	Description	Base Code	10	15	20	25	30	31	32	33	34
	60" W x 60" L	TCL6060L_C29	\$1,912.	\$1,912.	\$2,120.	\$2,120.	NA				

**WEIGHT:** Please inquire with customer service for information.  
**MORE INFORMATION:** 60" or longer include an anti-sag stiffener(s).

**ORDERING INSTRUCTIONS:** Please refer to the product code builder below

TC36L\_C29

Base Code	Insert Edge Style Code	Top Selection [laminat selection]	Leg Powdercoat Finish [finish chart, page 9]	Edge Finish [finish chart, page 8]
<input type="text"/>	<input type="text"/>	<input type="text"/>	<input type="text"/>	<input type="text"/>
<b>Model Code</b>	<b>Finishes</b>			


**Edge Style Codes:**

- 10 Laminate Self Edge
- 15 Vinyl T-Mold
- 20 Maple Edge
- 25 Plywood Edge
- 30 Eased Edge
- 31 Waterfall
- 32 Bullnose
- 33 Top Chamfer
- 34 Bottom Chamfer

Solid wood

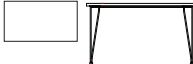
For edge details refer to page 6

Edge Styles

Flick Table 29" H	Description	Base Code	Edge Styles							
			15	20	25	30	31	32	33	34
	30" DIA <sup>†</sup>	TC30M__C29	\$1,260.	\$1,336.	\$1,336.	\$1,796.	\$1,796.	\$1,796.	\$1,796.	\$1,796.
	36" DIA	TC36M__C29	\$1,380.	\$1,436.	\$1,436.	\$1,996.	\$1,996.	\$1,996.	\$1,996.	\$1,996.
	42" DIA	TC42M__C29	\$1,568.	\$1,656.	\$1,656.	\$2,476.	\$2,476.	\$2,476.	\$2,476.	\$2,476.
	48" DIA	TC48M__C29	\$1,704.	\$1,804.	\$1,804.	\$2,688.	\$2,688.	\$2,688.	\$2,688.	\$2,688.
	60" DIA	TC60M__C29	\$2,220.	\$2,376.	\$2,376.	\$3,628.	\$3,628.	\$3,628.	\$3,628.	\$3,628.

<sup>†</sup>30" DIA table does not accommodate chairs. For stools or side table applications only.

Flick Table 29" H	Description	Base Code	Edge Styles							
			15	20	25	30	31	32	33	34
	30" W x 30" L	TS3030M__C29	\$1,256.	\$1,324.	\$1,324.	\$1,652.	\$1,652.	\$1,652.	\$1,652.	\$1,652.
	36" W x 36" L	TS3636M__C29	\$1,380.	\$1,440.	\$1,440.	\$1,852.	\$1,852.	\$1,852.	\$1,852.	\$1,852.
	42" W x 42" L	TS4242M__C29	\$1,568.	\$1,632.	\$1,632.	\$2,228.	\$2,228.	\$2,228.	\$2,228.	\$2,228.
	48" W x 48" L	TS4848M__C29	\$1,704.	\$1,784.	\$1,784.	\$2,384.	\$2,384.	\$2,384.	\$2,384.	\$2,384.
	60" W x 60" L	TS6060M__C29	\$2,220.	\$2,364.	\$2,364.	\$3,148.	\$3,148.	\$3,148.	\$3,148.	\$3,148.

Flick Table 29" H	Description	Base Code	Edge Styles							
			15	20	25	30	31	32	33	34
	30" W x 36" L	TR3036M__C29	\$1,300.	\$1,380.	\$1,380.	\$1,712.	\$1,712.	\$1,712.	\$1,712.	\$1,712.
	30" W x 42" L	TR3042M__C29	\$1,368.	\$1,456.	\$1,456.	\$1,776.	\$1,776.	\$1,776.	\$1,776.	\$1,776.
	30" W x 48" L	TR3048M__C29	\$1,412.	\$1,508.	\$1,508.	\$1,856.	\$1,856.	\$1,856.	\$1,856.	\$1,856.
	30" W x 60" L	TR3060M__C29	\$1,636.	\$1,752.	\$1,752.	\$2,144.	\$2,144.	\$2,144.	\$2,144.	\$2,144.
	30" W x 72" L	TR3072M__C29	\$1,736.	\$1,904.	\$1,904.	\$2,340.	\$2,340.	\$2,340.	\$2,340.	\$2,340.
	30" W x 84" L*	TR3084M__C29	\$2,288.	\$2,476.	\$2,476.	\$2,992.	\$2,992.	\$2,992.	\$2,992.	\$2,992.
	36" W x 42" L	TR3642M__C29	\$1,468.	\$1,544.	\$1,544.	\$1,904.	\$1,904.	\$1,904.	\$1,904.	\$1,904.
	36" W x 48" L	TR3648M__C29	\$1,560.	\$1,636.	\$1,636.	\$2,028.	\$2,028.	\$2,028.	\$2,028.	\$2,028.
	36" W x 60" L	TR3660M__C29	\$1,780.	\$1,876.	\$1,876.	\$2,352.	\$2,352.	\$2,352.	\$2,352.	\$2,352.
	36" W x 72" L	TR3672M__C29	\$1,924.	\$2,036.	\$2,036.	\$2,576.	\$2,576.	\$2,576.	\$2,576.	\$2,576.
	36" W x 84" L*	TR3684M__C29	\$2,288.	\$2,412.	\$2,412.	\$3,052.	\$3,052.	\$3,052.	\$3,052.	\$3,052.
	42" W x 60" L	TR4260M__C29	\$1,892.	\$1,980.	\$1,980.	\$2,712.	\$2,712.	\$2,712.	\$2,712.	\$2,712.
	42" W x 72" L	TR4272M__C29	\$2,036.	\$2,148.	\$2,148.	\$2,836.	\$2,836.	\$2,836.	\$2,836.	\$2,836.
	42" W x 84" L*	TR4284M__C29	\$2,448.	\$2,556.	\$2,556.	\$3,400.	\$3,400.	\$3,400.	\$3,400.	\$3,400.
	42" W x 96" L*	TR4296M__C29	\$2,588.	\$2,692.	\$2,692.	\$3,568.	\$3,568.	\$3,568.	\$3,568.	\$3,568.
	48" W x 60" L	TR4860M__C29	\$2,052.	\$2,172.	\$2,172.	\$2,884.	\$2,884.	\$2,884.	\$2,884.	\$2,884.
	48" W x 72" L	TR4872M__C29	\$2,152.	\$2,268.	\$2,268.	\$3,020.	\$3,020.	\$3,020.	\$3,020.	\$3,020.
	48" W x 84" L*	TR4884M__C29	\$2,512.	\$2,688.	\$2,688.	\$3,476.	\$3,476.	\$3,476.	\$3,476.	\$3,476.
	48" W x 96" L*	TR4896M__C29	\$2,736.	\$2,944.	\$2,944.	\$3,940.	\$3,940.	\$3,940.	\$3,940.	\$3,940.

**WEIGHT:** Please inquire with customer service for information.

**MORE INFORMATION:** \* 5 legs total ■ \*\* 6 legs total ■ \*\*\* 7 legs total ■ 60" or longer include an anti-sag stiffener(s).

**ORDERING INSTRUCTIONS:** Please refer to the product code builder below

TC36M\_\_C29 -

Base Code	Insert Edge Style Code	Top Selection [laminare selection]	Leg Powdercoat Finish [finish chart, page 9]	Edge Finish [finish chart, page 8]
Model Code	Finishes			


Edge Style Codes:

- 10 Laminate Self Edge
- 15 Vinyl T-Mold
- 20 Maple Edge
- 25 Plywood Edge
- 30 Eased Edge
- 31 Waterfall
- 32 Bullnose
- 33 Top Chamfer
- 34 Bottom Chamfer

Solid wood

For edge details refer to page 6

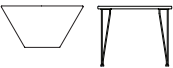
Edge Styles

Flick Table 29" H	Description	Base Code	15	20	25	30	31	32	33	34
	36" DIA	TQ36M__C29	\$1,984.	\$2,120.	\$2,120.	\$2,456.	\$2,456.	\$2,456.	\$2,456.	\$2,456.
	42" DIA	TQ42M__C29	\$2,196.	\$2,344.	\$2,344.	\$2,784.	\$2,784.	\$2,784.	\$2,784.	\$2,784.
	48" DIA	TQ48M__C29	\$2,320.	\$2,480.	\$2,480.	\$2,956.	\$2,956.	\$2,956.	\$2,956.	\$2,956.
	60" DIA	TQ60M__C29	\$2,836.	\$3,060.	\$3,060.	\$3,996.	\$3,996.	\$3,996.	\$3,996.	\$3,996.

1/2 ROUND	Description	Base Code	15	20	25	30	31	32	33	34
	30" DIA†	TH30M__C29	\$1,256.	\$1,312.	\$1,312.	\$1,680.	\$1,680.	\$1,680.	\$1,680.	\$1,680.
	36" DIA	TH36M__C29	\$1,296.	\$1,352.	\$1,352.	\$1,756.	\$1,756.	\$1,756.	\$1,756.	\$1,756.
	42" DIA	TH42M__C29	\$1,452.	\$1,516.	\$1,516.	\$1,952.	\$1,952.	\$1,952.	\$1,952.	\$1,952.
	48" DIA	TH48M__C29	\$1,496.	\$1,552.	\$1,552.	\$2,024.	\$2,024.	\$2,024.	\$2,024.	\$2,024.
	60" DIA	TH60M__C29	\$2,028.	\$2,108.	\$2,108.	\$2,704.	\$2,704.	\$2,704.	\$2,704.	\$2,704.

†30" DIA table does not accommodate chairs. For stools or side table applications only.

TRIANGLE	Description	Base Code	15	20	25	30	31	32	33	34
	36" W x 36" L	TT3636M__C29	\$1,396.	\$1,468.	\$1,468.	\$1,748.	\$1,748.	\$1,748.	\$1,748.	\$1,748.
	48" W x 48" L	TT4848M__C29	\$1,564.	\$1,676.	\$1,676.	\$2,044.	\$2,044.	\$2,044.	\$2,044.	\$2,044.
	60" W x 60" L	TT6060M__C29	\$1,976.	\$2,124.	\$2,124.	\$2,632.	\$2,632.	\$2,632.	\$2,632.	\$2,632.

TRAPEZOID	Description	Base Code	15	20	25	30	31	32	33	34
	30" W x 48" L	TZ3048M__C29	\$1,816.	\$1,900.	\$1,900.	\$2,312.	\$2,312.	\$2,312.	\$2,312.	\$2,312.
	30" W x 60" L	TZ3060M__C29	\$2,016.	\$2,096.	\$2,096.	\$2,572.	\$2,572.	\$2,572.	\$2,572.	\$2,572.
	36" W x 60" L	TZ3660M__C29	\$2,308.	\$2,416.	\$2,416.	\$2,932.	\$2,932.	\$2,932.	\$2,932.	\$2,932.
	36" W x 72" L	TZ3672M__C29	\$2,520.	\$2,804.	\$2,804.	\$3,388.	\$3,388.	\$3,388.	\$3,388.	\$3,388.

CLOVERLEAF	Description	Base Code	15	20	25	30	31	32	33	34
	60" W x 60" L	TCL6060M__C29	\$2,628.	\$2,972.	\$2,972.	NA				

**WEIGHT:** Please inquire with customer service for information.  
**MORE INFORMATION:** 60" or longer include an anti-sag stiffener(s).

**ORDERING INSTRUCTIONS:** Please refer to the product code builder below

TC36M\_\_C29

Base Code	Insert Edge Style Code	Top Selection [laminate selection]	Leg Powdercoat Finish [finish chart, page 9]	Edge Finish [finish chart, page 8]
Model Code	Finishes			

**Edge Style Codes:**

- 10 Laminate Self Edge
  - 15 Vinyl T-Mold
  - 20 Maple Edge
  - 25 Plywood Edge
  - 30 Eased Edge
  - 31 Waterfall
  - 32 Bullnose
  - 33 Top Chamfer
  - 34 Bottom Chamfer
- } Solid wood

For edge details refer to page 6



# kids Flick tables

## **Construction**

**Worksurfaces:** 1.125" premium particle board with laminate or wood veneer surface with phenolic backer on the underside.


**Flick Legs:** Constructed of three 7/8" diameter steel rods welded to a 5" x 5" steel top plate with an adjustable level feature. Legs are electrostatically coated with epoxy powder. A wide variety of powder coat finishes are available.



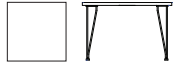




Edge Styles

Flick Table 25" H	Description	Base Code	10	15	20	25	30	31	32	33	34
<b>ROUND</b> 	30" DIA†	TC30L__C25	\$1,016.	\$1,016.	\$1,104.	\$1,104.	\$1,556.	\$1,556.	\$1,556.	\$1,556.	\$1,556.
	36" DIA	TC36L__C25	\$1,056.	\$1,056.	\$1,120.	\$1,120.	\$1,640.	\$1,640.	\$1,640.	\$1,640.	\$1,640.
	42" DIA	TC42L__C25	\$1,160.	\$1,160.	\$1,256.	\$1,256.	\$2,028.	\$2,028.	\$2,028.	\$2,028.	\$2,028.
	48" DIA	TC48L__C25	\$1,228.	\$1,228.	\$1,340.	\$1,340.	\$2,168.	\$2,168.	\$2,168.	\$2,168.	\$2,168.
	60" DIA	TC60L__C25	\$1,500.	\$1,500.	\$1,672.	\$1,672.	\$2,840.	\$2,840.	\$2,840.	\$2,840.	\$2,840.

†30" DIA table does not accommodate chairs. For stools or side table applications only.

Flick Table 25" H	Description	Base Code	10	15	20	25	30	31	32	33	34
<b>SQUARE</b> 	30" W x 30" L	TS3030L__C25	\$992.	\$992.	\$1,068.	\$1,068.	\$1,348.	\$1,348.	\$1,348.	\$1,348.	\$1,348.
	36" W x 36" L	TS3636L__C25	\$1,056.	\$1,056.	\$1,128.	\$1,128.	\$1,480.	\$1,480.	\$1,480.	\$1,480.	\$1,480.
	42" W x 42" L	TS4242L__C25	\$1,160.	\$1,160.	\$1,228.	\$1,228.	\$1,768.	\$1,768.	\$1,768.	\$1,768.	\$1,768.
	48" W x 48" L	TS4848L__C25	\$1,228.	\$1,228.	\$1,320.	\$1,320.	\$1,844.	\$1,844.	\$1,844.	\$1,844.	\$1,844.
	60" W x 60" L	TS6060L__C25	\$1,500.	\$1,500.	\$1,664.	\$1,664.	\$2,332.	\$2,332.	\$2,332.	\$2,332.	\$2,332.

Flick Table 25" H	Description	Base Code	10	15	20	25	30	31	32	33	34
<b>RECTANGLE</b> 	30" W x 36" L	TR3036L__C25	\$1,016.	\$1,016.	\$1,104.	\$1,104.	\$1,388.	\$1,388.	\$1,388.	\$1,388.	\$1,388.
	30" W x 42" L	TR3042L__C25	\$1,052.	\$1,052.	\$1,152.	\$1,152.	\$1,412.	\$1,412.	\$1,412.	\$1,412.	\$1,412.
	30" W x 48" L	TR3048L__C25	\$1,072.	\$1,072.	\$1,180.	\$1,180.	\$1,468.	\$1,468.	\$1,468.	\$1,468.	\$1,468.
	30" W x 60" L	TR3060L__C25	\$1,228.	\$1,228.	\$1,356.	\$1,356.	\$1,680.	\$1,680.	\$1,680.	\$1,680.	\$1,680.
	30" W x 72" L	TR3072L__C25	\$1,284.	\$1,284.	\$1,468.	\$1,468.	\$1,820.	\$1,820.	\$1,820.	\$1,820.	\$1,820.
	30" W x 84" L*	TR3084L__C25	\$1,652.	\$1,652.	\$1,860.	\$1,860.	\$2,264.	\$2,264.	\$2,264.	\$2,264.	\$2,264.
	36" W x 42" L	TR3642L__C25	\$1,104.	\$1,104.	\$1,184.	\$1,184.	\$1,480.	\$1,480.	\$1,480.	\$1,480.	\$1,480.
	36" W x 48" L	TR3648L__C25	\$1,152.	\$1,152.	\$1,240.	\$1,240.	\$1,564.	\$1,564.	\$1,564.	\$1,564.	\$1,564.
	36" W x 60" L	TR3660L__C25	\$1,304.	\$1,304.	\$1,412.	\$1,412.	\$1,804.	\$1,804.	\$1,804.	\$1,804.	\$1,804.
	36" W x 72" L	TR3672L__C25	\$1,412.	\$1,412.	\$1,544.	\$1,544.	\$2,016.	\$2,016.	\$2,016.	\$2,016.	\$2,016.
	36" W x 84" L*	TR3684L__C25	\$1,836.	\$1,836.	\$1,952.	\$1,952.	\$2,424.	\$2,424.	\$2,424.	\$2,424.	\$2,424.
	42" W x 60" L	TR4260L__C25	\$1,364.	\$1,364.	\$1,468.	\$1,468.	\$2,116.	\$2,116.	\$2,116.	\$2,116.	\$2,116.
	42" W x 72" L	TR4272L__C25	\$1,444.	\$1,444.	\$1,572.	\$1,572.	\$2,160.	\$2,160.	\$2,160.	\$2,160.	\$2,160.
	42" W x 84" L*	TR4284L__C25	\$1,904.	\$1,904.	\$1,980.	\$1,980.	\$2,672.	\$2,672.	\$2,672.	\$2,672.	\$2,672.
	42" W x 96" L*	TR4296L__C25	\$1,956.	\$1,956.	\$2,012.	\$2,012.	\$2,816.	\$2,816.	\$2,816.	\$2,816.	\$2,816.
	48" W x 60" L	TR4860L__C25	\$1,588.	\$1,588.	\$1,780.	\$1,780.	\$2,360.	\$2,360.	\$2,360.	\$2,360.	\$2,360.
	48" W x 72" L	TR4872L__C25	\$1,624.	\$1,624.	\$1,836.	\$1,836.	\$2,460.	\$2,460.	\$2,460.	\$2,460.	\$2,460.
	48" W x 84" L*	TR4884L__C25	\$1,940.	\$1,940.	\$2,236.	\$2,236.	\$2,848.	\$2,848.	\$2,848.	\$2,848.	\$2,848.
	48" W x 96" L*	TR4896L__C25	\$2,012.	\$2,012.	\$2,272.	\$2,272.	\$2,988.	\$2,988.	\$2,988.	\$2,988.	\$2,988.

**WEIGHT:** Please inquire with customer service for information.

**MORE INFORMATION:** \* 5 legs total ■ \*\* 6 legs total ■ \*\*\* 7 legs total ■ 60" or longer include an anti-sag stiffener(s).

**ORDERING INSTRUCTIONS:** Please refer to the product code builder below

TC36L\_\_C25

Base Code	Insert Edge Style Code	Top Selection [laminate selection]	Leg Powdercoat Finish [finish chart, page 9]	Edge Finish [finish chart, page 8]
<b>Model Code</b>		<b>Finishes</b>		


**Edge Style Codes:**

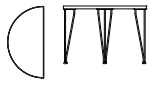
- 10 Laminate Self Edge
- 15 Vinyl T-Mold
- 20 Maple Edge
- 25 Plywood Edge
- 30 Eased Edge
- 31 Waterfall
- 32 Bullnose
- 33 Top Chamfer
- 34 Bottom Chamfer

Solid wood


For edge details refer to page 6


Edge Styles


Flick Table 25" H	Description	Base Code	10	15	20	25	30	31	32	33	34
	36" DIA	TQ36L__C25	\$1,376.	\$1,376.	\$1,520.	\$1,520.	\$1,744.	\$1,744.	\$1,744.	\$1,744.	\$1,744.
	42" DIA	TQ42L__C25	\$1,488.	\$1,488.	\$1,648.	\$1,648.	\$2,160.	\$2,160.	\$2,160.	\$2,160.	\$2,160.
	48" DIA	TQ48L__C25	\$1,552.	\$1,552.	\$1,728.	\$1,728.	\$2,320.	\$2,320.	\$2,320.	\$2,320.	\$2,320.
	60" DIA	TQ60L__C25	\$1,824.	\$1,824.	\$2,076.	\$2,076.	\$2,824.	\$2,824.	\$2,824.	\$2,824.	\$2,824.

	30" DIA†	TH30L__C25	\$820.	\$820.	\$964.	\$964.	\$1,296.	\$1,296.	\$1,296.	\$1,296.	\$1,296.
	36" DIA	TH36L__C25	\$932.	\$932.	\$996.	\$996.	\$1,340.	\$1,340.	\$1,340.	\$1,340.	\$1,340.
	42" DIA	TH42L__C25	\$1,012.	\$1,012.	\$1,088.	\$1,088.	\$1,456.	\$1,456.	\$1,456.	\$1,456.	\$1,456.
	48" DIA	TH48L__C25	\$1,040.	\$1,040.	\$1,104.	\$1,104.	\$1,500.	\$1,500.	\$1,500.	\$1,500.	\$1,500.
	60" DIA	TH60L__C25	\$1,400.	\$1,400.	\$1,488.	\$1,488.	\$1,976.	\$1,976.	\$1,976.	\$1,976.	\$1,976.

†30" DIA table does not accommodate chairs. For stools or side table applications only.

	36" W x 36" L	TT3636L__C25	\$984.	\$984.	\$1,064.	\$1,064.	\$1,264.	\$1,264.	\$1,264.	\$1,264.	\$1,264.
	48" W x 48" L	TT4848L__C25	\$1,072.	\$1,072.	\$1,200.	\$1,200.	\$1,472.	\$1,472.	\$1,472.	\$1,472.	\$1,472.
	60" W x 60" L	TT6060L__C25	\$1,288.	\$1,288.	\$1,456.	\$1,456.	\$1,620.	\$1,620.	\$1,620.	\$1,620.	\$1,620.

	30" W x 48" L	TZ3048L__C25	\$1,288.	\$1,288.	\$1,384.	\$1,384.	\$1,696.	\$1,696.	\$1,696.	\$1,696.	\$1,696.
	30" W x 60" L	TZ3060L__C25	\$1,392.	\$1,392.	\$1,484.	\$1,484.	\$1,844.	\$1,844.	\$1,844.	\$1,844.	\$1,844.
	36" W x 60" L	TZ3660L__C25	\$1,548.	\$1,548.	\$1,664.	\$1,664.	\$1,900.	\$1,900.	\$1,900.	\$1,900.	\$1,900.
	36" W x 72" L	TZ3672L__C25	\$1,784.	\$1,784.	\$1,916.	\$1,916.	\$2,116.	\$2,116.	\$2,116.	\$2,116.	\$2,116.

	60" W x 60" L	TCL6060L__C25	\$1,912.	\$1,912.	\$2,120.	\$2,120.	NA				
---	---------------	---------------	----------	----------	----------	----------	----	--	--	--	--

**WEIGHT:** Please inquire with customer service for information.  
**MORE INFORMATION:** 60" or longer include an anti-sag stiffener(s).

**ORDERING INSTRUCTIONS:** Please refer to the product code builder below

TC36L\_\_C25

Base Code	Insert Edge Style Code	Top Selection [laminat selection]	Leg Powdercoat Finish [finish chart, page 9]	Edge Finish [finish chart, page 8]
<input type="text"/>	<input type="text"/>	<input type="text"/>	<input type="text"/>	<input type="text"/>
<b>Model Code</b>	<b>Finishes</b>			



**Edge Style Codes:**

- 10 Laminate Self Edge
- 15 Vinyl T-Mold
- 20 Maple Edge
- 25 Plywood Edge
- 30 Eased Edge
- 31 Waterfall
- 32 Bullnose
- 33 Top Chamfer
- 34 Bottom Chamfer



Solid wood



For edge details refer to page 6

Edge Styles

Flick Table 25" H	Description	Base Code	15	20	25	30	31	32	33	34
 	30" DIA†	TC30M__C25	\$1,260.	\$1,336.	\$1,336.	\$1,796.	\$1,796.	\$1,796.	\$1,796.	\$1,796.
	36" DIA	TC36M__C25	\$1,380.	\$1,436.	\$1,436.	\$1,996.	\$1,996.	\$1,996.	\$1,996.	\$1,996.
	42" DIA	TC42M__C25	\$1,568.	\$1,656.	\$1,656.	\$2,476.	\$2,476.	\$2,476.	\$2,476.	\$2,476.
	48" DIA	TC48M__C25	\$1,704.	\$1,804.	\$1,804.	\$2,688.	\$2,688.	\$2,688.	\$2,688.	\$2,688.
	60" DIA	TC60M__C25	\$2,220.	\$2,376.	\$2,376.	\$3,628.	\$3,628.	\$3,628.	\$3,628.	\$3,628.

†30" DIA table does not accommodate chairs. For stools or side table applications only.

SQUARE	Description	Base Code	15	20	25	30	31	32	33	34
 	30" W x 30" L	TS3030M__C25	\$1,256.	\$1,324.	\$1,324.	\$1,652.	\$1,652.	\$1,652.	\$1,652.	\$1,652.
	36" W x 36" L	TS3636M__C25	\$1,380.	\$1,440.	\$1,440.	\$1,852.	\$1,852.	\$1,852.	\$1,852.	\$1,852.
	42" W x 42" L	TS4242M__C25	\$1,568.	\$1,632.	\$1,632.	\$2,228.	\$2,228.	\$2,228.	\$2,228.	\$2,228.
	48" W x 48" L	TS4848M__C25	\$1,704.	\$1,784.	\$1,784.	\$2,384.	\$2,384.	\$2,384.	\$2,384.	\$2,384.
	60" W x 60" L	TS6060M__C25	\$2,220.	\$2,364.	\$2,364.	\$3,148.	\$3,148.	\$3,148.	\$3,148.	\$3,148.

RECTANGLE	Description	Base Code	15	20	25	30	31	32	33	34
 	30" W x 36" L	TR3036M__C25	\$1,300.	\$1,380.	\$1,380.	\$1,712.	\$1,712.	\$1,712.	\$1,712.	\$1,712.
	30" W x 42" L	TR3042M__C25	\$1,368.	\$1,456.	\$1,456.	\$1,776.	\$1,776.	\$1,776.	\$1,776.	\$1,776.
	30" W x 48" L	TR3048M__C25	\$1,412.	\$1,508.	\$1,508.	\$1,856.	\$1,856.	\$1,856.	\$1,856.	\$1,856.
	30" W x 60" L	TR3060M__C25	\$1,636.	\$1,752.	\$1,752.	\$2,144.	\$2,144.	\$2,144.	\$2,144.	\$2,144.
	30" W x 72" L	TR3072M__C25	\$1,736.	\$1,904.	\$1,904.	\$2,340.	\$2,340.	\$2,340.	\$2,340.	\$2,340.
	30" W x 84" L*	TR3084M__C25	\$2,288.	\$2,476.	\$2,476.	\$2,992.	\$2,992.	\$2,992.	\$2,992.	\$2,992.
	36" W x 42" L	TR3642M__C25	\$1,468.	\$1,544.	\$1,544.	\$1,904.	\$1,904.	\$1,904.	\$1,904.	\$1,904.
	36" W x 48" L	TR3648M__C25	\$1,560.	\$1,636.	\$1,636.	\$2,028.	\$2,028.	\$2,028.	\$2,028.	\$2,028.
	36" W x 60" L	TR3660M__C25	\$1,780.	\$1,876.	\$1,876.	\$2,352.	\$2,352.	\$2,352.	\$2,352.	\$2,352.
	36" W x 72" L	TR3672M__C25	\$1,924.	\$2,036.	\$2,036.	\$2,576.	\$2,576.	\$2,576.	\$2,576.	\$2,576.
	36" W x 84" L*	TR3684M__C25	\$2,288.	\$2,412.	\$2,412.	\$3,052.	\$3,052.	\$3,052.	\$3,052.	\$3,052.
	42" W x 60" L	TR4260M__C25	\$1,892.	\$1,980.	\$1,980.	\$2,712.	\$2,712.	\$2,712.	\$2,712.	\$2,712.
	42" W x 72" L	TR4272M__C25	\$2,036.	\$2,148.	\$2,148.	\$2,836.	\$2,836.	\$2,836.	\$2,836.	\$2,836.
	42" W x 84" L*	TR4284M__C25	\$2,448.	\$2,556.	\$2,556.	\$3,400.	\$3,400.	\$3,400.	\$3,400.	\$3,400.
	42" W x 96" L*	TR4296M__C25	\$2,588.	\$2,692.	\$2,692.	\$3,568.	\$3,568.	\$3,568.	\$3,568.	\$3,568.
	48" W x 60" L	TR4860M__C25	\$2,052.	\$2,172.	\$2,172.	\$2,884.	\$2,884.	\$2,884.	\$2,884.	\$2,884.
	48" W x 72" L	TR4872M__C25	\$2,152.	\$2,268.	\$2,268.	\$3,020.	\$3,020.	\$3,020.	\$3,020.	\$3,020.
	48" W x 84" L*	TR4884M__C25	\$2,512.	\$2,688.	\$2,688.	\$3,476.	\$3,476.	\$3,476.	\$3,476.	\$3,476.
48" W x 96" L*	TR4896M__C25	\$2,736.	\$2,944.	\$2,944.	\$3,940.	\$3,940.	\$3,940.	\$3,940.	\$3,940.	

**WEIGHT:** Please inquire with customer service for information.

**MORE INFORMATION:** \* 5 legs total ■ \*\* 6 legs total ■ \*\*\* 7 legs total ■ 60" or longer include an anti-sag stiffener(s).

**ORDERING INSTRUCTIONS:** Please refer to the product code builder below

TC36W\_\_C25

Base Code	Insert Edge Style Code	Top Selection [laminare selection]	Leg Powdercoat Finish [finish chart, page 9]	Edge Finish [finish chart, page 8]
-----------	------------------------	------------------------------------	--	------------------------------------

Model Code

Finishes


Edge Style Codes:

- 10 Laminate Self Edge
- 15 Vinyl T-Mold
- 20 Maple Edge
- 25 Plywood Edge
- 30 Eased Edge
- 31 Waterfall
- 32 Bullnose
- 33 Top Chamfer
- 34 Bottom Chamfer

Solid wood

For edge details refer to page 6

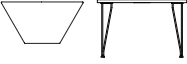
Edge Styles

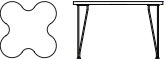
Flick Table 25" H	Description	Base Code	15	20	25	30	31	32	33	34
	36" DIA	TQ36M__C25	\$1,984.	\$2,120.	\$2,120.	\$2,456.	\$2,456.	\$2,456.	\$2,456.	\$2,456.
	42" DIA	TQ42M__C25	\$2,196.	\$2,344.	\$2,344.	\$2,784.	\$2,784.	\$2,784.	\$2,784.	\$2,784.
	48" DIA	TQ48M__C25	\$2,320.	\$2,480.	\$2,480.	\$2,956.	\$2,956.	\$2,956.	\$2,956.	\$2,956.
	60" DIA	TQ60M__C25	\$2,836.	\$3,060.	\$3,060.	\$3,996.	\$3,996.	\$3,996.	\$3,996.	\$3,996.

1/2 ROUND	Description	Base Code	15	20	25	30	31	32	33	34
	30" DIA†	TH30M__C25	\$1,256.	\$1,312.	\$1,312.	\$1,680.	\$1,680.	\$1,680.	\$1,680.	\$1,680.
	36" DIA	TH36M__C25	\$1,296.	\$1,352.	\$1,352.	\$1,756.	\$1,756.	\$1,756.	\$1,756.	\$1,756.
	42" DIA	TH42M__C25	\$1,452.	\$1,516.	\$1,516.	\$1,952.	\$1,952.	\$1,952.	\$1,952.	\$1,952.
	48" DIA	TH48M__C25	\$1,496.	\$1,552.	\$1,552.	\$2,024.	\$2,024.	\$2,024.	\$2,024.	\$2,024.
	60" DIA	TH60M__C25	\$2,028.	\$2,108.	\$2,108.	\$2,704.	\$2,704.	\$2,704.	\$2,704.	\$2,704.

†30" DIA table does not accommodate chairs. For stools or side table applications only.

TRIANGLE	Description	Base Code	15	20	25	30	31	32	33	34
	36" W x 36" L	TT3636M__C25	\$1,396.	\$1,468.	\$1,468.	\$1,748.	\$1,748.	\$1,748.	\$1,748.	\$1,748.
	48" W x 48" L	TT4848M__C25	\$1,564.	\$1,676.	\$1,676.	\$2,044.	\$2,044.	\$2,044.	\$2,044.	\$2,044.
	60" W x 60" L	TT6060M__C25	\$1,976.	\$2,124.	\$2,124.	\$2,632.	\$2,632.	\$2,632.	\$2,632.	\$2,632.

TRAPEZOID	Description	Base Code	15	20	25	30	31	32	33	34
	30" W x 48" L	TZ3048M__C25	\$1,816.	\$1,900.	\$1,900.	\$2,312.	\$2,312.	\$2,312.	\$2,312.	\$2,312.
	30" W x 60" L	TZ3060M__C25	\$2,016.	\$2,096.	\$2,096.	\$2,572.	\$2,572.	\$2,572.	\$2,572.	\$2,572.
	36" W x 60" L	TZ3660M__C25	\$2,308.	\$2,416.	\$2,416.	\$2,932.	\$2,932.	\$2,932.	\$2,932.	\$2,932.
	36" W x 72" L	TZ3672M__C25	\$2,520.	\$2,804.	\$2,804.	\$3,388.	\$3,388.	\$3,388.	\$3,388.	\$3,388.

CLOVERLEAF	Description	Base Code	15	20	25
	60" W x 60" L	TCL6060M__C25	\$2,628.	\$2,972.	\$2,972.

**WEIGHT:** Please inquire with customer service for information.  
**MORE INFORMATION:** 60" or longer include an anti-sag stiffener(s).

**ORDERING INSTRUCTIONS:** Please refer to the product code builder below

TC36M\_\_C25

Base Code	Insert Edge Style Code	Top Selection [laminate selection]	Leg Powdercoat Finish [finish chart, page 9]	Edge Finish [finish chart, page 8]
Model Code		Finishes		

**Edge Style Codes:**

- 10 Laminate Self Edge
  - 15 Vinyl T-Mold
  - 20 Maple Edge
  - 25 Plywood Edge
  - 30 Eased Edge
  - 31 Waterfall
  - 32 Bullnose
  - 33 Top Chamfer
  - 34 Bottom Chamfer
- } Solid wood


For edge details refer to page 6

# Kestrel tables

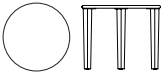
## **Construction**

**Worksurfaces:** 1.125" premium particle board with laminate or wood veneer surface with phenolic backer on the underside.

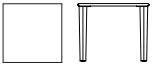
**Kestrel Legs:** Constructed of Select North American solid maple legs squared and tapered. A metal top plate is fastened to the wood leg using (4) pan head wood screws counter sunk into the plate. The plate is attached to the underside of the table surface using machine screws into metal inserts. A hidden, adjustable glide is inserted into the leg bottom.

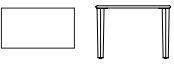


Edge Styles

Kestrel Table 29"H	Description	Base Code	10	15	20	25	30	31	32	33	34
	30" DIA†	TC30L__K29	\$1,160.	\$1,160.	\$1,248.	\$1,248.	\$1,700.	\$1,700.	\$1,700.	\$1,700.	\$1,700.
	36" DIA	TC36L__K29	\$1,184.	\$1,184.	\$1,244.	\$1,244.	\$1,784.	\$1,784.	\$1,784.	\$1,784.	\$1,784.
	42" DIA	TC42L__K29	\$1,280.	\$1,280.	\$1,372.	\$1,372.	\$2,172.	\$2,172.	\$2,172.	\$2,172.	\$2,172.
	48" DIA	TC48L__K29	\$1,348.	\$1,348.	\$1,452.	\$1,452.	\$2,312.	\$2,312.	\$2,312.	\$2,312.	\$2,312.
	60" DIA	TC60L__K29	\$1,604.	\$1,604.	\$1,768.	\$1,768.	\$2,984.	\$2,984.	\$2,984.	\$2,984.	\$2,984.
	72" DIA *	TC72L__K29	\$2,292.	\$2,292.	\$2,540.	\$2,540.	\$4,136.	\$4,136.	\$4,136.	\$4,136.	\$4,136.
	84" DIA ***	TC84L__K29	\$3,440.	\$3,440.	\$3,816.	\$3,816.	\$5,672.	\$5,672.	\$5,672.	\$5,672.	\$5,672.
	96" DIA ***	TC96L__K29	\$3,496.	\$3,496.	\$3,920.	\$3,920.	\$6,968.	\$6,968.	\$6,968.	\$6,968.	\$6,968.

†30" DIA table does not accommodate chairs. For stools or side table applications only.

SQUARE	Description	Base Code	10	15	20	25	30	31	32	33	34
	30" W x 30" L	TS3030L__K29	\$1,124.	\$1,124.	\$1,192.	\$1,192.	\$1,492.	\$1,492.	\$1,492.	\$1,492.	\$1,492.
	36" W x 36" L	TS3636L__K29	\$1,184.	\$1,184.	\$1,248.	\$1,248.	\$1,624.	\$1,624.	\$1,624.	\$1,624.	\$1,624.
	42" W x 42" L	TS4242L__K29	\$1,280.	\$1,280.	\$1,348.	\$1,348.	\$1,912.	\$1,912.	\$1,912.	\$1,912.	\$1,912.
	48" W x 48" L	TS4848L__K29	\$1,348.	\$1,348.	\$1,432.	\$1,432.	\$1,988.	\$1,988.	\$1,988.	\$1,988.	\$1,988.
	60" W x 60" L	TS6060L__K29	\$1,816.	\$1,816.	\$1,972.	\$1,972.	\$2,684.	\$2,684.	\$2,684.	\$2,684.	\$2,684.

RECTANGLE	Description	Base Code	10	15	20	25	30	31	32	33	34
	30" W x 36" L	TR3036L__K29	\$1,144.	\$1,144.	\$1,228.	\$1,228.	\$1,532.	\$1,532.	\$1,532.	\$1,532.	\$1,532.
	30" W x 42" L	TR3042L__K29	\$1,180.	\$1,180.	\$1,276.	\$1,276.	\$1,556.	\$1,556.	\$1,556.	\$1,556.	\$1,556.
	30" W x 48" L	TR3048L__K29	\$1,200.	\$1,200.	\$1,300.	\$1,300.	\$1,612.	\$1,612.	\$1,612.	\$1,612.	\$1,612.
	30" W x 60" L	TR3060L__K29	\$1,352.	\$1,352.	\$1,472.	\$1,472.	\$1,824.	\$1,824.	\$1,824.	\$1,824.	\$1,824.
	30" W x 72" L	TR3072L__K29	\$1,400.	\$1,400.	\$1,580.	\$1,580.	\$1,964.	\$1,964.	\$1,964.	\$1,964.	\$1,964.
	30" W x 84" L*	TR3084L__K29	\$1,512.	\$1,512.	\$1,712.	\$1,712.	\$2,160.	\$2,160.	\$2,160.	\$2,160.	\$2,160.
	30" W x 96" L*	TR3096L__K29	\$1,896.	\$1,896.	\$2,052.	\$2,052.	\$2,640.	\$2,640.	\$2,640.	\$2,640.	\$2,640.
	36" W x 42" L	TR3642L__K29	\$1,228.	\$1,228.	\$1,304.	\$1,304.	\$1,624.	\$1,624.	\$1,624.	\$1,624.	\$1,624.
	36" W x 48" L	TR3648L__K29	\$1,276.	\$1,276.	\$1,356.	\$1,356.	\$1,708.	\$1,708.	\$1,708.	\$1,708.	\$1,708.
	36" W x 60" L	TR3660L__K29	\$1,424.	\$1,424.	\$1,524.	\$1,524.	\$1,948.	\$1,948.	\$1,948.	\$1,948.	\$1,948.
	36" W x 72" L	TR3672L__K29	\$1,524.	\$1,524.	\$1,652.	\$1,652.	\$2,160.	\$2,160.	\$2,160.	\$2,160.	\$2,160.
	36" W x 84" L*	TR3684L__K29	\$1,896.	\$1,896.	\$2,008.	\$2,008.	\$2,528.	\$2,528.	\$2,528.	\$2,528.	\$2,528.
	36" W x 96" L*	TR3696L__K29	\$1,976.	\$1,976.	\$2,016.	\$2,016.	\$2,656.	\$2,656.	\$2,656.	\$2,656.	\$2,656.
	42" W x 60" L	TR4260L__K29	\$1,480.	\$1,480.	\$1,580.	\$1,580.	\$2,260.	\$2,260.	\$2,260.	\$2,260.	\$2,260.
	42" W x 72" L	TR4272L__K29	\$1,556.	\$1,556.	\$1,676.	\$1,676.	\$2,304.	\$2,304.	\$2,304.	\$2,304.	\$2,304.
	42" W x 84" L*	TR4284L__K29	\$1,960.	\$1,960.	\$2,032.	\$2,032.	\$2,776.	\$2,776.	\$2,776.	\$2,776.	\$2,776.
	42" W x 96" L*	TR4296L__K29	\$2,012.	\$2,012.	\$2,064.	\$2,064.	\$2,920.	\$2,920.	\$2,920.	\$2,920.	\$2,920.
	42" W x 108" L*	TR42108L__K29	\$2,260.	\$2,260.	\$2,572.	\$2,572.	\$3,440.	\$3,440.	\$3,440.	\$3,440.	\$3,440.
	42" W x 120" L**	TR42120L__K29	\$2,572.	\$2,572.	\$2,912.	\$2,912.	\$3,816.	\$3,816.	\$3,816.	\$3,816.	\$3,816.
	48" W x 60" L	TR4860L__K29	\$1,692.	\$1,692.	\$1,876.	\$1,876.	\$2,504.	\$2,504.	\$2,504.	\$2,504.	\$2,504.
	48" W x 72" L	TR4872L__K29	\$1,728.	\$1,728.	\$1,932.	\$1,932.	\$2,604.	\$2,604.	\$2,604.	\$2,604.	\$2,604.
	48" W x 84" L*	TR4884L__K29	\$1,996.	\$1,996.	\$2,276.	\$2,276.	\$2,952.	\$2,952.	\$2,952.	\$2,952.	\$2,952.
48" W x 96" L*	TR4896L__K29	\$2,064.	\$2,064.	\$2,312.	\$2,312.	\$3,092.	\$3,092.	\$3,092.	\$3,092.	\$3,092.	

WEIGHT: Please inquire with customer service for information.

MORE INFORMATION: \* 5 legs total ■ \*\* 6 legs total ■ \*\*\* 7 legs total ■ 60" or longer include an anti-sag stiffener(s).

ORDERING INSTRUCTIONS: Please refer to the product code builder below

TC36L\_\_K29

Base Code	Insert Edge Style Code	Top Selection [laminate selection]	Leg Finish [finish chart, page 8]	Edge Finish [finish chart, page 8]
Model Code		Finishes		


Edge Style Codes:

- 10 Laminate Self Edge
  - 15 Vinyl T-Mold
  - 20 Maple Edge
  - 25 Plywood Edge
  - 30 Eased Edge
  - 31 Waterfall
  - 32 Bullnose
  - 33 Top Chamfer
  - 34 Bottom Chamfer
- Solid wood

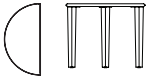
For edge details refer to page 6



Edge Styles

Kestrel Table 29"H	Description	Base Code	10	15	20	25	30	31	32	33	34
	36" DIA	TQ36L__K29	\$1,488.	\$1,488.	\$1,624.	\$1,624.	\$1,888.	\$1,888.	\$1,888.	\$1,888.	\$1,888.
	42" DIA	TQ42L__K29	\$1,596.	\$1,596.	\$1,748.	\$1,748.	\$2,304.	\$2,304.	\$2,304.	\$2,304.	\$2,304.
	48" DIA	TQ48L__K29	\$1,656.	\$1,656.	\$1,824.	\$1,824.	\$2,464.	\$2,464.	\$2,464.	\$2,464.	\$2,464.
	60" DIA	TQ60L__K29	\$1,916.	\$1,916.	\$2,156.	\$2,156.	\$2,968.	\$2,968.	\$2,968.	\$2,968.	\$2,968.

1/2 ROUND


	30" DIA <sup>†</sup>	TH30L__K29	\$912.	\$912.	\$1,052.	\$1,052.	\$1,404.	\$1,404.	\$1,404.	\$1,404.	\$1,404.
	36" DIA	TH36L__K29	\$1,020.	\$1,020.	\$1,080.	\$1,080.	\$1,448.	\$1,448.	\$1,448.	\$1,448.	\$1,448.
	42" DIA	TH42L__K29	\$1,096.	\$1,096.	\$1,168.	\$1,168.	\$1,564.	\$1,564.	\$1,564.	\$1,564.	\$1,564.
	48" DIA	TH48L__K29	\$1,120.	\$1,120.	\$1,184.	\$1,184.	\$1,608.	\$1,608.	\$1,608.	\$1,608.	\$1,608.
	60" DIA	TH60L__K29	\$1,508.	\$1,508.	\$1,596.	\$1,596.	\$2,120.	\$2,120.	\$2,120.	\$2,120.	\$2,120.

<sup>†</sup>30" DIA table does not accommodate chairs. For stools or side table applications only.

TRIANGLE

	36" W x 36" L	TT3636L__K29	\$1,072.	\$1,072.	\$1,148.	\$1,148.	\$1,372.	\$1,372.	\$1,372.	\$1,372.	\$1,372.
	48" W x 48" L	TT4848L__K29	\$1,152.	\$1,152.	\$1,276.	\$1,276.	\$1,580.	\$1,580.	\$1,580.	\$1,580.	\$1,580.
	60" W x 60" L	TT6060L__K29	\$1,360.	\$1,360.	\$1,520.	\$1,520.	\$1,728.	\$1,728.	\$1,728.	\$1,728.	\$1,728.

TRAPEZOID

	30" W x 48" L	TZ3048L__K29	\$1,404.	\$1,404.	\$1,492.	\$1,492.	\$1,840.	\$1,840.	\$1,840.	\$1,840.	\$1,840.
	30" W x 60" L	TZ3060L__K29	\$1,504.	\$1,504.	\$1,592.	\$1,592.	\$1,988.	\$1,988.	\$1,988.	\$1,988.	\$1,988.
	36" W x 60" L	TZ3660L__K29	\$1,652.	\$1,652.	\$1,764.	\$1,764.	\$2,044.	\$2,044.	\$2,044.	\$2,044.	\$2,044.
	36" W x 72" L	TZ3672L__K29	\$1,880.	\$1,880.	\$2,008.	\$2,008.	\$2,896.	\$2,896.	\$2,896.	\$2,896.	\$2,896.

CLOVERLEAF

	60" W x 60" L	TCL6060L__K29	\$1,996.	\$1,996.	\$2,196.	\$2,196.	NA				
---	---------------	---------------	----------	----------	----------	----------	----	--	--	--	--

**WEIGHT:** Please inquire with customer service for information.  
**MORE INFORMATION:** 60" or longer include an anti-sag stiffener(s).

**ORDERING INSTRUCTIONS:** Please refer to the product code builder below

TC36L\_\_K29

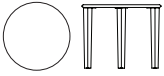
Base Code	Insert Edge Style Code	Top Selection [laminate selection]	Leg Finish [finish chart, page 8]	Edge Finish [finish chart, page 8]
Model Code		Finishes		

Edge Style Codes:

- 10 Laminate Self Edge
  - 15 Vinyl T-Mold
  - 20 Maple Edge
  - 25 Plywood Edge
  - 30 Eased Edge
  - 31 Waterfall
  - 32 Bullnose
  - 33 Top Chamfer
  - 34 Bottom Chamfer
- Solid wood

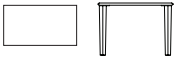
For edge details refer to page 6

Edge Styles

Kestrel Table 29" H	Description	Base Code	Edge Styles							
			15	20	25	30	31	32	33	34
	30" DIA †	TC30M_K29	\$1,416.	\$1,472.	\$1,472.	\$1,996.	\$1,996.	\$1,996.	\$1,996.	\$1,996.
	36" DIA	TC36M_K29	\$1,492.	\$1,544.	\$1,544.	\$2,140.	\$2,140.	\$2,140.	\$2,140.	\$2,140.
	42" DIA	TC42M_K29	\$1,672.	\$1,752.	\$1,752.	\$2,620.	\$2,620.	\$2,620.	\$2,620.	\$2,620.
	48" DIA	TC48M_K29	\$1,800.	\$1,896.	\$1,896.	\$2,832.	\$2,832.	\$2,832.	\$2,832.	\$2,832.
	60" DIA	TC60M_K29	\$2,292.	\$2,440.	\$2,440.	\$3,772.	\$3,772.	\$3,772.	\$3,772.	\$3,772.
	72" DIA *	TC72M_K29	\$3,120.	\$3,244.	\$3,244.	\$5,076.	\$5,076.	\$5,076.	\$5,076.	\$5,076.
	84" DIA ***	TC84M_K29	\$4,148.	\$4,452.	\$4,452.	\$6,940.	\$6,940.	\$6,940.	\$6,940.	\$6,940.
	96" DIA ***	TC96M_K29	\$5,100.	\$5,368.	\$5,368.	\$10,268.	\$10,268.	\$10,268.	\$10,268.	\$10,268.

†30" DIA table does not accommodate chairs. For stools or side table applications only.

Kestrel Table 29" H	Description	Base Code	Edge Styles							
			15	20	25	30	31	32	33	34
	30"W x 30" L	TS3030M_K29	\$1,372.	\$1,436.	\$1,436.	\$1,796.	\$1,796.	\$1,796.	\$1,796.	\$1,796.
	36"W x 36" L	TS3636M_K29	\$1,492.	\$1,548.	\$1,548.	\$1,996.	\$1,996.	\$1,996.	\$1,996.	\$1,996.
	42"W x 42" L	TS4242M_K29	\$1,672.	\$1,728.	\$1,728.	\$2,372.	\$2,372.	\$2,372.	\$2,372.	\$2,372.
	48"W x 48" L	TS4848M_K29	\$1,800.	\$1,876.	\$1,876.	\$2,528.	\$2,528.	\$2,528.	\$2,528.	\$2,528.
	60"W x 60" L	TS6060M_K29	\$2,292.	\$2,428.	\$2,428.	\$3,292.	\$3,292.	\$3,292.	\$3,292.	\$3,292.

Kestrel Table 29" H	Description	Base Code	Edge Styles							
			15	20	25	30	31	32	33	34
	30"W x 36" L	TR3036M_K29	\$1,416.	\$1,492.	\$1,492.	\$1,856.	\$1,856.	\$1,856.	\$1,856.	\$1,856.
	30"W x 42" L	TR3042M_K29	\$1,480.	\$1,564.	\$1,564.	\$1,920.	\$1,920.	\$1,920.	\$1,920.	\$1,920.
	30"W x 48" L	TR3048M_K29	\$1,520.	\$1,612.	\$1,612.	\$2,000.	\$2,000.	\$2,000.	\$2,000.	\$2,000.
	30"W x 60" L	TR3060M_K29	\$1,736.	\$1,848.	\$1,848.	\$2,288.	\$2,288.	\$2,288.	\$2,288.	\$2,288.
	30"W x 72" L	TR3072M_K29	\$1,832.	\$1,992.	\$1,992.	\$2,484.	\$2,484.	\$2,484.	\$2,484.	\$2,484.
	30"W x 84" L*	TR3084M_K29	\$2,328.	\$2,504.	\$2,504.	\$3,096.	\$3,096.	\$3,096.	\$3,096.	\$3,096.
	30"W x 96" L*	TR3096M_K29	\$2,588.	\$2,708.	\$2,708.	\$3,348.	\$3,348.	\$3,348.	\$3,348.	\$3,348.
	36"W x 42" L	TR3642M_K29	\$1,576.	\$1,648.	\$1,648.	\$2,048.	\$2,048.	\$2,048.	\$2,048.	\$2,048.
	36"W x 48" L	TR3648M_K29	\$1,660.	\$1,736.	\$1,736.	\$2,172.	\$2,172.	\$2,172.	\$2,172.	\$2,172.
	36"W x 60" L	TR3660M_K29	\$1,876.	\$1,964.	\$1,964.	\$2,496.	\$2,496.	\$2,496.	\$2,496.	\$2,496.
	36"W x 72" L	TR3672M_K29	\$2,012.	\$2,120.	\$2,120.	\$2,720.	\$2,720.	\$2,720.	\$2,720.	\$2,720.
	36"W x 84" L*	TR3684M_K29	\$2,328.	\$2,444.	\$2,444.	\$3,156.	\$3,156.	\$3,156.	\$3,156.	\$3,156.
	36"W x 96" L*	TR3696M_K29	\$2,512.	\$2,648.	\$2,648.	\$3,456.	\$3,456.	\$3,456.	\$3,456.	\$3,456.
	42"W x 60" L	TR4260M_K29	\$1,980.	\$2,068.	\$2,068.	\$2,856.	\$2,856.	\$2,856.	\$2,856.	\$2,856.
	42"W x 72" L	TR4272M_K29	\$2,120.	\$2,228.	\$2,228.	\$2,980.	\$2,980.	\$2,980.	\$2,980.	\$2,980.
	42"W x 84" L*	TR4284M_K29	\$2,480.	\$2,580.	\$2,580.	\$3,504.	\$3,504.	\$3,504.	\$3,504.	\$3,504.
	42"W x 96" L*	TR4296M_K29	\$2,612.	\$2,712.	\$2,712.	\$3,672.	\$3,672.	\$3,672.	\$3,672.	\$3,672.
	42"W x 108" L*	TR42108M_K29	\$2,768.	\$2,924.	\$2,924.	\$4,000.	\$4,000.	\$4,000.	\$4,000.	\$4,000.
	42"W x 120" L**	TR42120M_K29	\$3,244.	\$3,416.	\$3,416.	\$4,616.	\$4,616.	\$4,616.	\$4,616.	\$4,616.
	48"W x 60" L	TR4860M_K29	\$2,132.	\$2,252.	\$2,252.	\$3,028.	\$3,028.	\$3,028.	\$3,028.	\$3,028.
	48"W x 72" L	TR4872M_K29	\$2,232.	\$2,344.	\$2,344.	\$3,164.	\$3,164.	\$3,164.	\$3,164.	\$3,164.
	48"W x 84" L*	TR4884M_K29	\$2,540.	\$2,708.	\$2,708.	\$3,580.	\$3,580.	\$3,580.	\$3,580.	\$3,580.
	48"W x 96" L*	TR4896M_K29	\$2,756.	\$2,952.	\$2,952.	\$4,044.	\$4,044.	\$4,044.	\$4,044.	\$4,044.

WEIGHT: Please inquire with customer service for information.

MORE INFORMATION: \* 5 legs total ■ \*\* 6 legs total ■ \*\*\* 7 legs total ■ 60" or longer include an anti-sag stiffener(s).

ORDERING INSTRUCTIONS: Please refer to the product code builder below

TC36M\_K29

Base Code	Insert Edge Style Code	Top Selection [finish selection]	Leg Finish [finish chart, page 8]	Edge Finish [finish chart, page 8]
Model Code		Finishes		

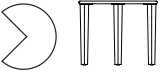
Edge Style Codes:

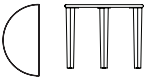
- 10 Laminate Self Edge
- 15 Vinyl T-Mold
- 20 Maple Edge
- 25 Plywood Edge
- 30 Eased Edge
- 31 Waterfall
- 32 Bullnose
- 33 Top Chamfer
- 34 Bottom Chamfer

Solid wood

For edge details refer to page 6

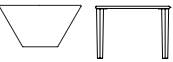
Edge Styles

Kestrel Table 29"H	Description	Base Code	Edge Styles							
			15	20	25	30	31	32	33	34
	36" DIA	TQ36M__K29	\$2064.	\$2,196.	\$2,196.	\$2,600.	\$2,600.	\$2,600.	\$2,600.	\$2,600.
	42" DIA	TQ42M__K29	\$2,268.	\$2,408.	\$2,408.	\$2,928.	\$2,928.	\$2,928.	\$2,928.	\$2,928.
	48" DIA	TQ48M__K29	\$2,384.	\$2,540.	\$2,540.	\$3,100.	\$3,100.	\$3,100.	\$3,100.	\$3,100.
	60" DIA	TQ60M__K29	\$2,880.	\$3,092.	\$3,092.	\$4,140.	\$4,140.	\$4,140.	\$4,140.	\$4,140.

	30" DIA†	TH30M__K29	\$1,332.	\$1,380.	\$1,380.	\$1,788.	\$1,788.	\$1,788.	\$1,788.	\$1,788.
	36" DIA	TH36M__K29	\$1,364.	\$1,420.	\$1,420.	\$1,864.	\$1,864.	\$1,864.	\$1,864.	\$1,864.
	42" DIA	TH42M__K29	\$1,516.	\$1,576.	\$1,576.	\$2,060.	\$2,060.	\$2,060.	\$2,060.	\$2,060.
	48" DIA	TH48M__K29	\$1,560.	\$1,612.	\$1,612.	\$2,132.	\$2,132.	\$2,132.	\$2,132.	\$2,132.
	60" DIA	TH60M__K29	\$2,108.	\$2,184.	\$2,184.	\$2,848.	\$2,848.	\$2,848.	\$2,848.	\$2,848.

†30" DIA table does not accommodate chairs. For stools or side table applications only.

	36"W x 36" L	TT3636M__K29	\$1,464.	\$1,532.	\$1,532.	\$1,856.	\$1,856.	\$1,856.	\$1,856.	\$1,856.
	48"W x 48" L	TT4848M__K29	\$1,624.	\$1,728.	\$1,728.	\$2,152.	\$2,152.	\$2,152.	\$2,152.	\$2,152.
	60"W x 60" L	TT6060M__K29	\$2,016.	\$2,156.	\$2,156.	\$2,740.	\$2,740.	\$2,740.	\$2,740.	\$2,740.

	30" W x 48" L	TZ3048M__K29	\$1,904.	\$1,988.	\$1,988.	\$2,456.	\$2,456.	\$2,456.	\$2,456.	\$2,456.
	30" W x 60" L	TZ3060M__K29	\$2,100.	\$2,172.	\$2,172.	\$2,716.	\$2,716.	\$2,716.	\$2,716.	\$2,716.
	36" W x 60" L	TZ3660M__K29	\$2,376.	\$2,476.	\$2,476.	\$3,076.	\$3,076.	\$3,076.	\$3,076.	\$3,076.
	36" W x 72" L	TZ3672M__K29	\$2,504.	\$2,776.	\$2,776.	\$3,456.	\$3,456.	\$3,456.	\$3,456.	\$3,456.

	60" W x 60" L	TCL6060M__K29	\$2,680.	\$3,008.	\$3,008.	NA				
---	---------------	---------------	----------	----------	----------	----	--	--	--	--

**WEIGHT:** Please inquire with customer service for information.

**MORE INFORMATION:** 60" or longer include an anti-sag stiffener(s).

**ORDERING INSTRUCTIONS:** Please refer to the product code builder below

TC36M\_\_K29

Base Code	Insert Edge Style Code	Top Selection [finish selection]	Leg Finish [finish chart, page 8]	Edge Finish [finish chart, page 8]
Model Code		Finishes		

Edge Style Codes:

- 10 Laminate Self Edge
- 15 Vinyl T-Mold
- 20 Maple Edge
- 25 Plywood Edge
- 30 Eased Edge
- 31 Waterfall
- 32 Bullnose
- 33 Top Chamfer
- 34 Bottom Chamfer

Solid wood

For edge details refer to page 6

kids 

# Kestrel tables

## **Construction**

**Worksurfaces:** 1.125" premium particle board with laminate or wood veneer surface with phenolic backer on the underside.

**Kestrel Legs:** Constructed of Select North American solid maple legs squared and tapered. A metal top plate is fastened to the wood leg using (4) pan head wood screws counter sunk into the plate. The plate is attached to the underside of the table surface using machine screws into metal inserts. A hidden, adjustable glide is inserted into the leg bottom.





Edge Styles

Kestrel Table

20"H + 24"H + 26"H

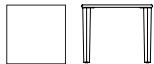
Description	Base Code	10	15	20	25	30	31	32	33	34
<b>ROUND</b>										
30" DIA†	TC30L_K__	\$1,160.	\$1,160.	\$1,248.	\$1,248.	\$1,700.	\$1,700.	\$1,700.	\$1,700.	\$1,700.
36" DIA	TC36L_K__	\$1,184.	\$1,184.	\$1,244.	\$1,244.	\$1,784.	\$1,784.	\$1,784.	\$1,784.	\$1,784.
42" DIA	TC42L_K__	\$1,280.	\$1,280.	\$1,372.	\$1,372.	\$2,172.	\$2,172.	\$2,172.	\$2,172.	\$2,172.
48" DIA	TC48L_K__	\$1,348.	\$1,348.	\$1,452.	\$1,452.	\$2,312.	\$2,312.	\$2,312.	\$2,312.	\$2,312.
60" DIA	TC60L_K__	\$1,604.	\$1,604.	\$1,768.	\$1,768.	\$2,984.	\$2,984.	\$2,984.	\$2,984.	\$2,984.
72" DIA *	TC72L_K__	\$2,292.	\$2,292.	\$2,540.	\$2,540.	\$4,136.	\$4,136.	\$4,136.	\$4,136.	\$4,136.
84" DIA ***	TC84L_K__	\$3,440.	\$3,440.	\$3,816.	\$3,816.	\$5,672.	\$5,672.	\$5,672.	\$5,672.	\$5,672.
96" DIA ***	TC96L_K__	\$3,496.	\$3,496.	\$3,920.	\$3,920.	\$6,968.	\$6,968.	\$6,968.	\$6,968.	\$6,968.



\*30" DIA table does not accommodate chairs. For stools or side table applications only.

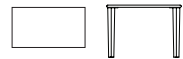
SQUARE

30" W x 30" L	TS3030L_K__	\$1,124.	\$1,124.	\$1,192.	\$1,192.	\$1,492.	\$1,492.	\$1,492.	\$1,492.	\$1,492.
36" W x 36" L	TS3636L_K__	\$1,184.	\$1,184.	\$1,248.	\$1,248.	\$1,624.	\$1,624.	\$1,624.	\$1,624.	\$1,624.
42" W x 42" L	TS4242L_K__	\$1,280.	\$1,280.	\$1,348.	\$1,348.	\$1,912.	\$1,912.	\$1,912.	\$1,912.	\$1,912.
48" W x 48" L	TS4848L_K__	\$1,348.	\$1,348.	\$1,432.	\$1,432.	\$1,988.	\$1,988.	\$1,988.	\$1,988.	\$1,988.
60" W x 60" L	TS6060L_K__	\$1,816.	\$1,816.	\$1,972.	\$1,972.	\$2,684.	\$2,684.	\$2,684.	\$2,684.	\$2,684.



RECTANGLE

30" W x 36" L	TR3036L_K__	\$1,144.	\$1,144.	\$1,228.	\$1,228.	\$1,532.	\$1,532.	\$1,532.	\$1,532.	\$1,532.
30" W x 42" L	TR3042L_K__	\$1,180.	\$1,180.	\$1,276.	\$1,276.	\$1,556.	\$1,556.	\$1,556.	\$1,556.	\$1,556.
30" W x 48" L	TR3048L_K__	\$1,200.	\$1,200.	\$1,300.	\$1,300.	\$1,612.	\$1,612.	\$1,612.	\$1,612.	\$1,612.
30" W x 60" L	TR3060L_K__	\$1,352.	\$1,352.	\$1,472.	\$1,472.	\$1,824.	\$1,824.	\$1,824.	\$1,824.	\$1,824.
30" W x 72" L	TR3072L_K__	\$1,400.	\$1,400.	\$1,580.	\$1,580.	\$1,964.	\$1,964.	\$1,964.	\$1,964.	\$1,964.
30" W x 84" L*	TR3084L_K__	\$1,512.	\$1,512.	\$1,712.	\$1,712.	\$2,160.	\$2,160.	\$2,160.	\$2,160.	\$2,160.
30" W x 96" L*	TR3096L_K__	\$1,896.	\$1,896.	\$2,052.	\$2,052.	\$2,640.	\$2,640.	\$2,640.	\$2,640.	\$2,640.
36" W x 42" L	TR3642L_K__	\$1,228.	\$1,228.	\$1,304.	\$1,304.	\$1,624.	\$1,624.	\$1,624.	\$1,624.	\$1,624.
36" W x 48" L	TR3648L_K__	\$1,276.	\$1,276.	\$1,356.	\$1,356.	\$1,708.	\$1,708.	\$1,708.	\$1,708.	\$1,708.
36" W x 60" L	TR3660L_K__	\$1,424.	\$1,424.	\$1,524.	\$1,524.	\$1,948.	\$1,948.	\$1,948.	\$1,948.	\$1,948.
36" W x 72" L	TR3672L_K__	\$1,524.	\$1,524.	\$1,652.	\$1,652.	\$2,160.	\$2,160.	\$2,160.	\$2,160.	\$2,160.
36" W x 84" L*	TR3684L_K__	\$1,896.	\$1,896.	\$2,008.	\$2,008.	\$2,528.	\$2,528.	\$2,528.	\$2,528.	\$2,528.
36" W x 96" L*	TR3696L_K__	\$1,976.	\$1,976.	\$2,016.	\$2,016.	\$2,656.	\$2,656.	\$2,656.	\$2,656.	\$2,656.
42" W x 60" L	TR4260L_K__	\$1,480.	\$1,480.	\$1,580.	\$1,580.	\$2,260.	\$2,260.	\$2,260.	\$2,260.	\$2,260.
42" W x 72" L	TR4272L_K__	\$1,556.	\$1,556.	\$1,676.	\$1,676.	\$2,304.	\$2,304.	\$2,304.	\$2,304.	\$2,304.
42" W x 84" L*	TR4284L_K__	\$1,960.	\$1,960.	\$2,032.	\$2,032.	\$2,776.	\$2,776.	\$2,776.	\$2,776.	\$2,776.
42" W x 96" L*	TR4296L_K__	\$2,012.	\$2,012.	\$2,064.	\$2,064.	\$2,920.	\$2,920.	\$2,920.	\$2,920.	\$2,920.
42" W x 108" L*	TR42108L_K__	\$2,260.	\$2,260.	\$2,572.	\$2,572.	\$3,440.	\$3,440.	\$3,440.	\$3,440.	\$3,440.
42" W x 120" L**	TR42120L_K__	\$2,572.	\$2,572.	\$2,912.	\$2,912.	\$3,816.	\$3,816.	\$3,816.	\$3,816.	\$3,816.
48" W x 60" L	TR4860L_K__	\$1,692.	\$1,692.	\$1,876.	\$1,876.	\$2,504.	\$2,504.	\$2,504.	\$2,504.	\$2,504.
48" W x 72" L	TR4872L_K__	\$1,728.	\$1,728.	\$1,932.	\$1,932.	\$2,604.	\$2,604.	\$2,604.	\$2,604.	\$2,604.
48" W x 84" L*	TR4884L_K__	\$1,996.	\$1,996.	\$2,276.	\$2,276.	\$2,952.	\$2,952.	\$2,952.	\$2,952.	\$2,952.
48" W x 96" L*	TR4896L_K__	\$2,064.	\$2,064.	\$2,312.	\$2,312.	\$3,092.	\$3,092.	\$3,092.	\$3,092.	\$3,092.



**WEIGHT:** Please inquire with customer service for information.

**MORE INFORMATION:** \* 5 legs total ■ \*\* 6 legs total ■ \*\*\* 7 legs total ■ 60" or longer include an anti-sag stiffener(s).

**ORDERING INSTRUCTIONS:** Please refer to the product code builder below

TC36L\_\_\_\_\_K\_\_\_\_\_

Base Code	Insert Edge Style Code	Insert Leg Height	Top Selection [laminate selection]	Leg Finish [finish chart, page 8]	Edge Finish [finish chart, page 8]
_____	_____	_____	_____	_____	_____

Model Code \_\_\_\_\_ Finishes \_\_\_\_\_

Edge Style Codes:


- 10 Laminate Self Edge
  - 15 Vinyl T-Mold
  - 20 Maple Edge
  - 25 Plywood Edge
  - 30 Eased Edge
  - 31 Waterfall
  - 32 Bullnose
  - 33 Top Chamfer
  - 34 Bottom Chamfer
- Solid wood

For edge details refer to page 6

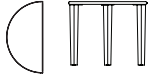


Edge Styles

Kestrel Table

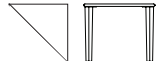
20"H + 24"H + 26"H	Description	Base Code	10	15	20	25	30	31	32	33	34
	36" DIA	TQ36L__K__	\$1,488.	\$1,488.	\$1,624.	\$1,624.	\$1,888.	\$1,888.	\$1,888.	\$1,888.	\$1,888.
	42" DIA	TQ42L__K__	\$1,596.	\$1,596.	\$1,748.	\$1,748.	\$2,304.	\$2,304.	\$2,304.	\$2,304.	\$2,304.
	48" DIA	TQ48L__K__	\$1,656.	\$1,656.	\$1,824.	\$1,824.	\$2,464.	\$2,464.	\$2,464.	\$2,464.	\$2,464.
	60" DIA	TQ60L__K__	\$1,916.	\$1,916.	\$2,156.	\$2,156.	\$2,968.	\$2,968.	\$2,968.	\$2,968.	\$2,968.

1/2 ROUND

	30" DIA †	TH30L__K__	\$912.	\$912.	\$1,052.	\$1,052.	\$1,404.	\$1,404.	\$1,404.	\$1,404.	\$1,404.
	36" DIA	TH36L__K__	\$1,020.	\$1,020.	\$1,080.	\$1,080.	\$1,448.	\$1,448.	\$1,448.	\$1,448.	\$1,448.
	42" DIA	TH42L__K__	\$1,096.	\$1,096.	\$1,168.	\$1,168.	\$1,564.	\$1,564.	\$1,564.	\$1,564.	\$1,564.
	48" DIA	TH48L__K__	\$1,120.	\$1,120.	\$1,184.	\$1,184.	\$1,608.	\$1,608.	\$1,608.	\$1,608.	\$1,608.
	60" DIA	TH60L__K__	\$1,508.	\$1,508.	\$1,596.	\$1,596.	\$2,120.	\$2,120.	\$2,120.	\$2,120.	\$2,120.

†30" DIA table does not accommodate chairs. For stools or side table applications only.

TRIANGLE

	36" W x 36" L	TT3636L__K__	\$1,072.	\$1,072.	\$1,148.	\$1,148.	\$1,372.	\$1,372.	\$1,372.	\$1,372.	\$1,372.
	48" W x 48" L	TT4848L__K__	\$1,152.	\$1,152.	\$1,276.	\$1,276.	\$1,580.	\$1,580.	\$1,580.	\$1,580.	\$1,580.
	60" W x 60" L	TT6060L__K__	\$1,360.	\$1,360.	\$1,520.	\$1,520.	\$1,728.	\$1,728.	\$1,728.	\$1,728.	\$1,728.

TRAPEZOID

	30" W x 48" L	TZ3048L__K__	\$1,404.	\$1,404.	\$1,492.	\$1,492.	\$1,840.	\$1,840.	\$1,840.	\$1,840.	\$1,840.
	30" W x 60" L	TZ3060L__K__	\$1,504.	\$1,504.	\$1,592.	\$1,592.	\$1,988.	\$1,988.	\$1,988.	\$1,988.	\$1,988.
	36" W x 60" L	TZ3660L__K__	\$1,652.	\$1,652.	\$1,764.	\$1,764.	\$2,044.	\$2,044.	\$2,044.	\$2,044.	\$2,044.
	36" W x 72" L	TZ3672L__K__	\$1,880.	\$1,880.	\$2,008.	\$2,008.	\$2,896.	\$2,896.	\$2,896.	\$2,896.	\$2,896.

CLOVERLEAF

	60" W x 60" L	TCL6060L__K__	\$1,996.	\$1,996.	\$2,196.	\$2,196.	NA				
---	---------------	---------------	----------	----------	----------	----------	----	--	--	--	--

**WEIGHT:** Please inquire with customer service for information.

**MORE INFORMATION:** 60" or longer include an anti-sag stiffener(s).

**ORDERING INSTRUCTIONS:** Please refer to the product code builder below

TC36L		K							
Base Code	Insert Edge Style Code	Insert Leg Height	Top Selection [laminate selection]	Leg Finish [finish chart, page 8]	Edge Finish [finish chart, page 8]				
<b>Model Code</b>			<b>Finishes</b>						

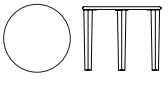
**Edge Style Codes:**

- 10 Laminate Self Edge
  - 15 Vinyl T-Mold
  - 20 Maple Edge
  - 25 Plywood Edge
  - 30 Eased Edge
  - 31 Waterfall
  - 32 Bullnose
  - 33 Top Chamfer
  - 34 Bottom Chamfer
- Solid wood**

For edge details refer to page 6

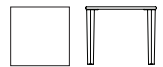
Edge Styles

Kestrel Table

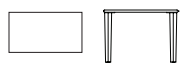
20" H + 24"H + 26"H	Description	Base Code	15	20	25	30	31	32	33	34
	30" DIA †	TC30M_K__	\$1,416.	\$1,472.	\$1,472.	\$1,996.	\$1,996.	\$1,996.	\$1,996.	\$1,996.
	36" DIA	TC36M_K__	\$1,492.	\$1,544.	\$1,544.	\$2,140.	\$2,140.	\$2,140.	\$2,140.	\$2,140.
	42" DIA	TC42M_K__	\$1,672.	\$1,752.	\$1,752.	\$2,620.	\$2,620.	\$2,620.	\$2,620.	\$2,620.
	48" DIA	TC48M_K__	\$1,800.	\$1,896.	\$1,896.	\$2,832.	\$2,832.	\$2,832.	\$2,832.	\$2,832.
	60" DIA	TC60M_K__	\$2,292.	\$2,440.	\$2,440.	\$3,772.	\$3,772.	\$3,772.	\$3,772.	\$3,772.
	72" DIA *	TC72M_K__	\$3,120.	\$3,244.	\$3,244.	\$5,076.	\$5,076.	\$5,076.	\$5,076.	\$5,076.
	84" DIA ***	TC84M_K__	\$4,148.	\$4,452.	\$4,452.	\$6,940.	\$6,940.	\$6,940.	\$6,940.	\$6,940.
	96" DIA ***	TC96M_K__	\$5,100.	\$5,368.	\$5,368.	\$10,268.	\$10,268.	\$10,268.	\$10,268.	\$10,268.

†30" DIA table does not accommodate chairs. For stools or side table applications only.

SQUARE

	30" W × 30" L	TS3030M_K__	\$1,372.	\$1,436.	\$1,436.	\$1,796.	\$1,796.	\$1,796.	\$1,796.	\$1,796.
	36" W × 36" L	TS3636M_K__	\$1,492.	\$1,548.	\$1,548.	\$1,996.	\$1,996.	\$1,996.	\$1,996.	\$1,996.
	42" W × 42" L	TS4242M_K__	\$1,672.	\$1,728.	\$1,728.	\$2,372.	\$2,372.	\$2,372.	\$2,372.	\$2,372.
	48" W × 48" L	TS4848M_K__	\$1,800.	\$1,876.	\$1,876.	\$2,528.	\$2,528.	\$2,528.	\$2,528.	\$2,528.
	60" W × 60" L	TS6060M_K__	\$2,292.	\$2,428.	\$2,428.	\$3,292.	\$3,292.	\$3,292.	\$3,292.	\$3,292.

RECTANGLE

	30" W × 36" L	TR3036M_K__	\$1,416.	\$1,492.	\$1,492.	\$1,856.	\$1,856.	\$1,856.	\$1,856.	\$1,856.
	30" W × 42" L	TR3042M_K__	\$1,480.	\$1,564.	\$1,564.	\$1,920.	\$1,920.	\$1,920.	\$1,920.	\$1,920.
	30" W × 48" L	TR3048M_K__	\$1,520.	\$1,612.	\$1,612.	\$2,000.	\$2,000.	\$2,000.	\$2,000.	\$2,000.
	30" W × 60" L	TR3060M_K__	\$1,736.	\$1,848.	\$1,848.	\$2,288.	\$2,288.	\$2,288.	\$2,288.	\$2,288.
	30" W × 72" L	TR3072M_K__	\$1,832.	\$1,992.	\$1,992.	\$2,484.	\$2,484.	\$2,484.	\$2,484.	\$2,484.
	30" W × 84" L*	TR3084M_K__	\$2,328.	\$2,504.	\$2,504.	\$3,096.	\$3,096.	\$3,096.	\$3,096.	\$3,096.
	30" W × 96" L*	TR3096M_K__	\$2,588.	\$2,708.	\$2,708.	\$3,348.	\$3,348.	\$3,348.	\$3,348.	\$3,348.
	36" W × 42" L	TR3642M_K__	\$1,576.	\$1,648.	\$1,648.	\$2,048.	\$2,048.	\$2,048.	\$2,048.	\$2,048.
	36" W × 48" L	TR3648M_K__	\$1,660.	\$1,736.	\$1,736.	\$2,172.	\$2,172.	\$2,172.	\$2,172.	\$2,172.
	36" W × 60" L	TR3660M_K__	\$1,876.	\$1,964.	\$1,964.	\$2,496.	\$2,496.	\$2,496.	\$2,496.	\$2,496.
	36" W × 72" L	TR3672M_K__	\$2,012.	\$2,120.	\$2,120.	\$2,720.	\$2,720.	\$2,720.	\$2,720.	\$2,720.
	36" W × 84" L*	TR3684M_K__	\$2,328.	\$2,444.	\$2,444.	\$3,156.	\$3,156.	\$3,156.	\$3,156.	\$3,156.
	36" W × 96" L*	TR3696M_K__	\$2,512.	\$2,648.	\$2,648.	\$3,456.	\$3,456.	\$3,456.	\$3,456.	\$3,456.
	42" W × 60" L	TR4260M_K__	\$1,980.	\$2,068.	\$2,068.	\$2,856.	\$2,856.	\$2,856.	\$2,856.	\$2,856.
	42" W × 72" L	TR4272M_K__	\$2,120.	\$2,228.	\$2,228.	\$2,980.	\$2,980.	\$2,980.	\$2,980.	\$2,980.
	42" W × 84" L*	TR4284M_K__	\$2,480.	\$2,580.	\$2,580.	\$3,504.	\$3,504.	\$3,504.	\$3,504.	\$3,504.
	42" W × 96" L*	TR4296M_K__	\$2,612.	\$2,712.	\$2,712.	\$3,672.	\$3,672.	\$3,672.	\$3,672.	\$3,672.
	42" W × 108" L*	TR42108M_K__	\$2,768.	\$2,924.	\$2,924.	\$4,000.	\$4,000.	\$4,000.	\$4,000.	\$4,000.
	42" W × 120" L**	TR42120M_K__	\$3,244.	\$3,416.	\$3,416.	\$4,616.	\$4,616.	\$4,616.	\$4,616.	\$4,616.
	48" W × 60" L	TR4860M_K__	\$2,132.	\$2,252.	\$2,252.	\$3,028.	\$3,028.	\$3,028.	\$3,028.	\$3,028.
48" W × 72" L	TR4872M_K__	\$2,232.	\$2,344.	\$2,344.	\$3,164.	\$3,164.	\$3,164.	\$3,164.	\$3,164.	
48" W × 84" L*	TR4884M_K__	\$2,540.	\$2,708.	\$2,708.	\$3,580.	\$3,580.	\$3,580.	\$3,580.	\$3,580.	
48" W × 96" L*	TR4896M_K__	\$2,756.	\$2,952.	\$2,952.	\$4,044.	\$4,044.	\$4,044.	\$4,044.	\$4,044.	

WEIGHT: Please inquire with customer service for information.

MORE INFORMATION: \* 5 legs total ■ \*\* 6 legs total ■ \*\*\* 7 legs total ■ 60" or longer include an anti-sag stiffener(s).

ORDERING INSTRUCTIONS: Please refer to the product code builder below

TC36M		K				
Base Code	Insert Edge Style Code	Insert Leg Height	Top Selection [finish selection]	Leg Finish [finish chart, page 8]	Edge Finish [finish chart, page 8]	
Model Code			Finishes			

Edge Style Codes:



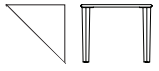
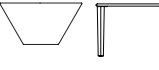
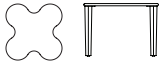
- 10 Laminate Self Edge
- 15 Vinyl T-Mold
- 20 Maple Edge
- 25 Plywood Edge
- 30 Eased Edge
- 31 Waterfall
- 32 Bullnose
- 33 Top Chamfer
- 34 Bottom Chamfer

Solid wood

For edge details refer to page 6





			Edge Styles							
Kestrel Table	Description	Base Code	15	20	25	30	31	32	33	34
<b>3/4 ROUND</b> 	36" DIA	TQ36M__K__	\$2064.	\$2,196.	\$2,196.	\$2,600.	\$2,600.	\$2,600.	\$2,600.	\$2,600.
	42" DIA	TQ42M__K__	\$2,268.	\$2,408.	\$2,408.	\$2,928.	\$2,928.	\$2,928.	\$2,928.	\$2,928.
	48" DIA	TQ48M__K__	\$2,384.	\$2,540.	\$2,540.	\$3,100.	\$3,100.	\$3,100.	\$3,100.	\$3,100.
	60" DIA	TQ60M__K__	\$2,880.	\$3,092.	\$3,092.	\$4,140.	\$4,140.	\$4,140.	\$4,140.	\$4,140.
<b>1/2 ROUND</b> 	30" DIA†	TH30M__K__	\$1,332.	\$1,380.	\$1,380.	\$1,788.	\$1,788.	\$1,788.	\$1,788.	\$1,788.
	36" DIA	TH36M__K__	\$1,364.	\$1,420.	\$1,420.	\$1,864.	\$1,864.	\$1,864.	\$1,864.	\$1,864.
	42" DIA	TH42M__K__	\$1,516.	\$1,576.	\$1,576.	\$2,060.	\$2,060.	\$2,060.	\$2,060.	\$2,060.
	48" DIA	TH48M__K__	\$1,560.	\$1,612.	\$1,612.	\$2,132.	\$2,132.	\$2,132.	\$2,132.	\$2,132.
	60" DIA	TH60M__K__	\$2,108.	\$2,184.	\$2,184.	\$2,848.	\$2,848.	\$2,848.	\$2,848.	\$2,848.
†30" DIA table does not accommodate chairs. For stools or side table applications only.										
<b>TRIANGLE</b> 	36" W x 36" L	TT3636M__K__	\$1,464.	\$1,532.	\$1,532.	\$1,856.	\$1,856.	\$1,856.	\$1,856.	\$1,856.
	48" W x 48" L	TT4848M__K__	\$1,624.	\$1,728.	\$1,728.	\$2,152.	\$2,152.	\$2,152.	\$2,152.	\$2,152.
	60" W x 60" L	TT6060M__K__	\$2,016.	\$2,156.	\$2,156.	\$2,740.	\$2,740.	\$2,740.	\$2,740.	\$2,740.
<b>TRAPEZOID</b> 	30" W x 48" L	TZ3048M__K__	\$1,904.	\$1,988.	\$1,988.	\$2,456.	\$2,456.	\$2,456.	\$2,456.	\$2,456.
	30" W x 60" L	TZ3060M__K__	\$2,100.	\$2,172.	\$2,172.	\$2,716.	\$2,716.	\$2,716.	\$2,716.	\$2,716.
	36" W x 60" L	TZ3660M__K__	\$2,376.	\$2,476.	\$2,476.	\$3,076.	\$3,076.	\$3,076.	\$3,076.	\$3,076.
	36" W x 72" L	TZ3672M__K__	\$2,504.	\$2,776.	\$2,776.	\$3,456.	\$3,456.	\$3,456.	\$3,456.	\$3,456.
<b>CLOVERLEAF</b> 	60" W x 60" L	TCL6060M__K__	\$2,680.	\$3,008.	\$3,008.	NA				

**WEIGHT:** Please inquire with customer service for information.  
**MORE INFORMATION:** 60" or longer include an anti-sag stiffener(s).

**ORDERING INSTRUCTIONS:** Please refer to the product code builder below

TC36M		K				
Base Code	Insert Edge Style Code	Insert Leg Height	Top Selection [finish selection]	Leg Finish [finish chart, page 8]	Edge Finish [finish chart, page 8]	
Model Code			Finishes			

**Edge Style Codes:**

- 10 Laminate Self Edge
  - 15 Vinyl T-Mold
  - 20 Maple Edge
  - 25 Plywood Edge
  - 30 Eased Edge
  - 31 Waterfall
  - 32 Bullnose
  - 33 Top Chamfer
  - 34 Bottom Chamfer
- Solid wood**

For edge details refer to page 6

# Lorca tables

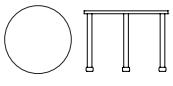
## **Construction**

**Worksurfaces:** 1.125" premium particle board with laminate or wood veneer surface with phenolic backer on the underside.

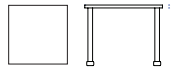
**Lorca Legs:** Constructed of 2" diameter steel tube welded to a 4" x 4" steel top plate with an adjustable glide inserted into the leg bottom. Legs are electrostatically coated with epoxy powder. A wide variety of powder coat finishes are available. Glide is constructed of hard maple turned to match the Lorca/Wyoming chair glide with an adjustable level feature. Available in red, yellow, blue, grey and black.

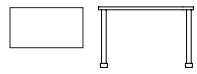


Edge Styles

Lorca Table 29" H	Description	Base Code	10	15	20	25	30	31	32	33	34
	30" DIA†	TC30L__L29	\$996.	\$996.	\$1,084.	\$1,084.	\$1,536.	\$1,536.	\$1,536.	\$1,536.	\$1,536.
	36" DIA	TC36L__L29	\$1,036.	\$1,036.	\$1,100.	\$1,100.	\$1,620.	\$1,620.	\$1,620.	\$1,620.	\$1,620.
	42" DIA	TC42L__L29	\$1,140.	\$1,140.	\$1,236.	\$1,236.	\$2,008.	\$2,008.	\$2,008.	\$2,008.	\$2,008.
	48" DIA	TC48L__L29	\$1,208.	\$1,208.	\$1,320.	\$1,320.	\$2,148.	\$2,148.	\$2,148.	\$2,148.	\$2,148.
	60" DIA	TC60L__L29	\$1,480.	\$1,480.	\$1,652.	\$1,652.	\$2,820.	\$2,820.	\$2,820.	\$2,820.	\$2,820.

†30" DIA table does not accommodate chairs. For stools or side table applications only.

Lorca Table 29" H	Description	Base Code	10	15	20	25	30	31	32	33	34
	30"W x 30" L	TS3030L__L29	\$972.	\$972.	\$1,048.	\$1,048.	\$1,328.	\$1,328.	\$1,328.	\$1,328.	\$1,328.
	36"W x 36" L	TS3636L__L29	\$1,036.	\$1,036.	\$1,108.	\$1,108.	\$1,460.	\$1,460.	\$1,460.	\$1,460.	\$1,460.
	42"W x 42" L	TS4242L__L29	\$1,140.	\$1,140.	\$1,208.	\$1,208.	\$1,748.	\$1,748.	\$1,748.	\$1,748.	\$1,748.
	48"W x 48" L	TS4848L__L29	\$1,208.	\$1,208.	\$1,300.	\$1,300.	\$1,824.	\$1,824.	\$1,824.	\$1,824.	\$1,824.
	60"W x 60" L	TS6060L__L29	\$1,480.	\$1,480.	\$1,644.	\$1,644.	\$2,312.	\$2,312.	\$2,312.	\$2,312.	\$2,312.

Lorca Table 29" H	Description	Base Code	10	15	20	25	30	31	32	33	34
	30"W x 36" L	TR3036L__L29	\$996.	\$996.	\$1,084.	\$1,084.	\$1,368.	\$1,368.	\$1,368.	\$1,368.	\$1,368.
	30"W x 42" L	TR3042L__L29	\$1,032.	\$1,032.	\$1,132.	\$1,132.	\$1,392.	\$1,392.	\$1,392.	\$1,392.	\$1,392.
	30"W x 48" L	TR3048L__L29	\$1,052.	\$1,052.	\$1,160.	\$1,160.	\$1,448.	\$1,448.	\$1,448.	\$1,448.	\$1,448.
	30"W x 60" L	TR3060L__L29	\$1,208.	\$1,208.	\$1,336.	\$1,336.	\$1,660.	\$1,660.	\$1,660.	\$1,660.	\$1,660.
	30"W x 72" L	TR3072L__L29	\$1,264.	\$1,264.	\$1,448.	\$1,448.	\$1,800.	\$1,800.	\$1,800.	\$1,800.	\$1,800.
	30"W x 84" L*	TR3084L__L29	\$1,628.	\$1,628.	\$1,836.	\$1,836.	\$2,240.	\$2,240.	\$2,240.	\$2,240.	\$2,240.
	36"W x 42" L	TR3642L__L29	\$1,084.	\$1,084.	\$1,164.	\$1,164.	\$1,460.	\$1,460.	\$1,460.	\$1,460.	\$1,460.
	36"W x 48" L	TR3648L__L29	\$1,132.	\$1,132.	\$1,220.	\$1,220.	\$1,544.	\$1,544.	\$1,544.	\$1,544.	\$1,544.
	36"W x 60" L	TR3660L__L29	\$1,284.	\$1,284.	\$1,392.	\$1,392.	\$1,784.	\$1,784.	\$1,784.	\$1,784.	\$1,784.
	36"W x 72" L	TR3672L__L29	\$1,392.	\$1,392.	\$1,524.	\$1,524.	\$1,996.	\$1,996.	\$1,996.	\$1,996.	\$1,996.
	36"W x 84" L*	TR3684L__L29	\$1,808.	\$1,808.	\$1,928.	\$1,928.	\$2,400.	\$2,400.	\$2,400.	\$2,400.	\$2,400.
	42"W x 60" L	TR4260L__L29	\$1,344.	\$1,344.	\$1,448.	\$1,448.	\$2,096.	\$2,096.	\$2,096.	\$2,096.	\$2,096.
	42"W x 72" L	TR4272L__L29	\$1,424.	\$1,424.	\$1,552.	\$1,552.	\$2,140.	\$2,140.	\$2,140.	\$2,140.	\$2,140.
	42"W x 84" L*	TR4284L__L29	\$1,880.	\$1,880.	\$1,952.	\$1,952.	\$2,644.	\$2,644.	\$2,644.	\$2,644.	\$2,644.
	42"W x 96" L*	TR4296L__L29	\$1,932.	\$1,932.	\$1,984.	\$1,984.	\$2,792.	\$2,792.	\$2,792.	\$2,792.	\$2,792.
	48"W x 60" L	TR4860L__L29	\$1,568.	\$1,568.	\$1,760.	\$1,760.	\$2,340.	\$2,340.	\$2,340.	\$2,340.	\$2,340.
	48"W x 72" L	TR4872L__L29	\$1,604.	\$1,604.	\$1,816.	\$1,816.	\$2,440.	\$2,440.	\$2,440.	\$2,440.	\$2,440.
	48"W x 84" L*	TR4884L__L29	\$1,916.	\$1,916.	\$2,208.	\$2,208.	\$2,824.	\$2,824.	\$2,824.	\$2,824.	\$2,824.
	48"W x 96" L*	TR4896L__L29	\$1,984.	\$1,984.	\$2,248.	\$2,248.	\$2,964.	\$2,964.	\$2,964.	\$2,964.	\$2,964.

**WEIGHT:** Please inquire with customer service for information.

**MORE INFORMATION:** \* 5 legs total ■ \*\* 6 legs total ■ \*\*\* 7 legs total ■ 60" or longer include an anti-sag stiffener(s).

**ORDERING INSTRUCTIONS:** Please refer to the product code builder below

TC36L\_\_L29



Base Code	Insert Edge Style Code	Top Selection [laminate selection]	Leg Powdercoat Finish [finish chart, page 9]	Edge Finish [finish chart, page 8]	Glide Finish [finish chart, page 9]
Model Code		Finishes			



Edge Style Codes:

- 10 Laminate Self Edge
  - 15 Vinyl T-Mold
  - 20 Maple Edge
  - 25 Plywood Edge
  - 30 Eased Edge
  - 31 Waterfall
  - 32 Bullnose
  - 33 Top Chamfer
  - 34 Bottom Chamfer
- Solid wood**



For edge details refer to page 6



Edge Styles

Lorca Table 29" H	Description	Base Code	10	15	20	25	30	31	32	33	34
 	36" DIA	TQ36L__L29	\$1,356.	\$1,356.	\$1,500.	\$1,500.	\$1,724.	\$1,724.	\$1,724.	\$1,724.	\$1,724.
	42" DIA	TQ42L__L29	\$1,468.	\$1,468.	\$1,628.	\$1,628.	\$2,140.	\$2,140.	\$2,140.	\$2,140.	\$2,140.
	48" DIA	TQ48L__L29	\$1,532.	\$1,532.	\$1,708.	\$1,708.	\$2,300.	\$2,300.	\$2,300.	\$2,300.	\$2,300.
	60" DIA	TQ60L__L29	\$1,804.	\$1,804.	\$2,056.	\$2,056.	\$2,804.	\$2,804.	\$2,804.	\$2,804.	\$2,804.

Lorca Table 29" H	Description	Base Code	10	15	20	25	30	31	32	33	34
 	30" DIA †	TH30L__L29	\$804.	\$804.	\$948.	\$948.	\$1,280.	\$1,280.	\$1,280.	\$1,280.	\$1,280.
	36" DIA	TH36L__L29	\$916.	\$916.	\$980.	\$980.	\$1,324.	\$1,324.	\$1,324.	\$1,324.	\$1,324.
	42" DIA	TH42L__L29	\$996.	\$996.	\$1,072.	\$1,072.	\$1,440.	\$1,440.	\$1,440.	\$1,440.	\$1,440.
	48" DIA	TH48L__L29	\$1,024.	\$1,024.	\$1,088.	\$1,088.	\$1,484.	\$1,484.	\$1,484.	\$1,484.	\$1,484.
	60" DIA	TH60L__L29	\$1,380.	\$1,380.	\$1,468.	\$1,468.	\$1,956.	\$1,956.	\$1,956.	\$1,956.	\$1,956.

†30" DIA table does not accommodate chairs. For stools or side table applications only.

Lorca Table 29" H	Description	Base Code	10	15	20	25	30	31	32	33	34
 	36" W x 36" L	TT3636L__L29	\$972.	\$972.	\$1,052.	\$1,052.	\$1,248.	\$1,248.	\$1,248.	\$1,248.	\$1,248.
	48" W x 48" L	TT4848L__L29	\$1,056.	\$1,056.	\$1,184.	\$1,184.	\$1,460.	\$1,460.	\$1,460.	\$1,460.	\$1,460.
	60" W x 60" L	TT6060L__L29	\$1,276.	\$1,276.	\$1,440.	\$1,440.	\$1,604.	\$1,604.	\$1,604.	\$1,604.	\$1,604.

Lorca Table 29" H	Description	Base Code	10	15	20	25	30	31	32	33	34
 	30" W x 48" L	TZ3048L__L29	\$1,268.	\$1,268.	\$1,364.	\$1,364.	\$1,676.	\$1,676.	\$1,676.	\$1,676.	\$1,676.
	30" W x 60" L	TZ3060L__L29	\$1,372.	\$1,372.	\$1,464.	\$1,464.	\$1,824.	\$1,824.	\$1,824.	\$1,824.	\$1,824.
	36" W x 60" L	TZ3660L__L29	\$1,528.	\$1,528.	\$1,644.	\$1,644.	\$1,880.	\$1,880.	\$1,880.	\$1,880.	\$1,880.
	36" W x 72" L	TZ3672L__L29	\$1,764.	\$1,764.	\$1,896.	\$1,896.	\$2,096.	\$2,096.	\$2,096.	\$2,096.	\$2,096.

Lorca Table 29" H	Description	Base Code	10	15	20	25	30	31	32	33	34
 	60" W x 60" L	TCL6060L__L29	\$1,892.	\$1,892.	\$2,100.	\$2,100.	NA				

**WEIGHT:** Please inquire with customer service for information.  
**MORE INFORMATION:** 60" or longer include an anti-sag stiffener(s).

**ORDERING INSTRUCTIONS:** Please refer to the product code builder below

TC36L\_\_L29

Base Code	Insert Edge Style Code	Top Selection [laminate selection]	Leg Powdercoat Finish [finish chart, page 9]	Edge Finish [finish chart, page 8]	Glide Finish [finish chart, page 9]
<b>Model Code</b>		<b>Finishes</b>			

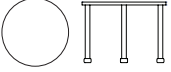
**Edge Style Codes:**

- 10 Laminate Self Edge
- 15 Vinyl T-Mold
- 20 Maple Edge
- 25 Plywood Edge
- 30 Eased Edge
- 31 Waterfall
- 32 Bullnose
- 33 Top Chamfer
- 34 Bottom Chamfer

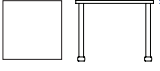
Solid wood

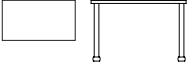
For edge details refer to page 6

Edge Styles

Lorca Table 29" H	Description	Base Code	Edge Styles							
			15	20	25	30	31	32	33	34
	30" DIA †	TC30M__L29	\$1,240.	\$1,316.	\$1,316.	\$1,776	\$1,776	\$1,776.	\$1,776	\$1,776.
	36" DIA	TC36M__L29	\$1,360.	\$1,416.	\$1,416.	\$1,976.	\$1,976.	\$1,976.	\$1,976.	\$1,976.
	42" DIA	TC42M__L29	\$1,548.	\$1,636.	\$1,636.	\$2,456.	\$2,456.	\$2,456.	\$2,456.	\$2,456.
	48" DIA	TC48M__L29	\$1,684.	\$1,784.	\$1,784.	\$2,688.	\$2,688.	\$2,688.	\$2,688.	\$2,688.
	60" DIA	TC60M__L29	\$2,200.	\$2,356.	\$2,356.	\$3,608.	\$3,608.	\$3,608.	\$3,608.	\$3,608.

†30" DIA table does not accommodate chairs. For stools or side table applications only.

Lorca Table 29" H	Description	Base Code	Edge Styles							
			15	20	25	30	31	32	33	34
	30" W x 30" L	TS3030M__L29	\$1,236.	\$1,304.	\$1,304.	\$1,632.	\$1,632.	\$1,632.	\$1,632.	\$1,632.
	36" W x 36" L	TS3636M__L29	\$1,360.	\$1,420	\$1,420	\$1,832.	\$1,832.	\$1,832.	\$1,832.	\$1,832.
	42" W x 42" L	TS4242M__L29	\$1,548.	\$1,612.	\$1,612.	\$2,208.	\$2,208.	\$2,208.	\$2,208.	\$2,208.
	48" W x 48" L	TS4848M__L29	\$1,684.	\$1,764.	\$1,764.	\$2,364.	\$2,364.	\$2,364.	\$2,364.	\$2,364.
	60" W x 60" L	TS6060M__L29	\$2,200.	\$2,344.	\$2,344.	\$3,128.	\$3,128.	\$3,128.	\$3,128.	\$3,128.

Lorca Table 29" H	Description	Base Code	Edge Styles							
			15	20	25	30	31	32	33	34
	30" W x 36" L	TR3036M__L29	\$1,280.	\$1,360.	\$1,360.	\$1,692.	\$1,692.	\$1,692.	\$1,692.	\$1,692.
	30" W x 42" L	TR3042M__L29	\$1,348.	\$1,436.	\$1,436.	\$1,756.	\$1,756.	\$1,756.	\$1,756.	\$1,756.
	30" W x 48" L	TR3048M__L29	\$1,392.	\$1,488.	\$1,488.	\$1,836.	\$1,836.	\$1,836.	\$1,836.	\$1,836.
	30" W x 60" L	TR3060M__L29	\$1,616.	\$1,732.	\$1,732.	\$2,124.	\$2,124.	\$2,124.	\$2,124.	\$2,124.
	30" W x 72" L	TR3072M__L29	\$1,716.	\$1,884.	\$1,884.	\$2,320.	\$2,320.	\$2,320.	\$2,320.	\$2,320.
	30" W x 84" L	TR3084M__L29	\$2,264.	\$2,448.	\$2,448.	\$2,968.	\$2,968.	\$2,968.	\$2,968.	\$2,968.
	36" W x 42" L	TR3642M__L29	\$1,524.	\$1,600.	\$1,600.	\$1,960.	\$1,960.	\$1,960.	\$1,960.	\$1,960.
	36" W x 48" L	TR3648M__L29	\$1,540.	\$1,616.	\$1,616.	\$2,008.	\$2,008.	\$2,008.	\$2,008.	\$2,008.
	36" W x 60" L	TR3660M__L29	\$1,760.	\$1,856.	\$1,856.	\$2,332.	\$2,332.	\$2,332.	\$2,332.	\$2,332.
	36" W x 72" L	TR3672M__L29	\$1,904.	\$2,016.	\$2,016.	\$2,556.	\$2,556.	\$2,556.	\$2,556.	\$2,556.
	36" W x 84" L*	TR3684M__L29	\$2,264.	\$2,384.	\$2,384.	\$3,028.	\$3,028.	\$3,028.	\$3,028.	\$3,028.
	42" W x 60" L	TR4260M__L29	\$1,872.	\$1,960.	\$1,960.	\$2,692.	\$2,692.	\$2,692.	\$2,692.	\$2,692.
	42" W x 72" L	TR4272M__L29	\$2,016.	\$2,128.	\$2,128.	\$2,816.	\$2,816	\$2,816	\$2,816	\$2,816
	42" W x 84" L*	TR4284M__L29	\$2,424.	\$2,528.	\$2,528.	\$3,376.	\$3,376.	\$3,376.	\$3,376.	\$3,376.
	42" W x 96" L*	TR4296M__L29	\$2,560.	\$2,668.	\$2,668.	\$3,540.	\$3,540.	\$3,540.	\$3,540.	\$3,540.
	48" W x 60" L	TR4860M__L29	\$2,032.	\$2,152.	\$2,152.	\$2,864.	\$2,864.	\$2,864.	\$2,864.	\$2,864.
	48" W x 72" L	TR4872M__L29	\$2,132.	\$2,248.	\$2,248.	\$3,000.	\$3,000.	\$3,000.	\$3,000.	\$3,000.
	48" W x 84" L*	TR4884M__L29	\$2,488.	\$2,664.	\$2,664.	\$3,452.	\$3,452.	\$3,452.	\$3,452.	\$3,452.
	48" W x 96" L*	TR4896M__L29	\$2,712.	\$2,920.	\$2,920.	\$3,916.	\$3,916.	\$3,916.	\$3,916.	\$3,916.

**WEIGHT:** Please inquire with customer service for information.

**MORE INFORMATION:** \* 5 legs total ■ \*\* 6 legs total ■ \*\*\* 7 legs total ■ 60" or longer include an anti-sag stiffener(s).

**ORDERING INSTRUCTIONS:** Please refer to the product code builder below

TC36M\_\_L29

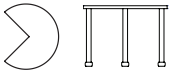
Base Code	Insert Edge Style Code	Top Selection [finish selection]	Leg Powdercoat Finish [finish chart, page 9]	Edge Finish [finish chart, page 8]	Glide Finish [finish chart, page 9]
<b>Model Code</b>		<b>Finishes</b>			

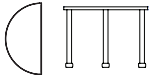
**Edge Style Codes:**

- 10 Laminate Self Edge
  - 15 Vinyl T-Mold
  - 20 Maple Edge
  - 25 Plywood Edge
  - 30 Eased Edge
  - 31 Waterfall
  - 32 Bullnose
  - 33 Top Chamfer
  - 34 Bottom Chamfer
- Solid wood**

For edge details refer to page 6

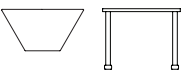
Edge Styles

Lorca Table 29" H	Description	Base Code	Edge Styles							
			15	20	25	30	31	32	33	34
	36" DIA	TQ36M__L29	\$1,964.	\$2,100.	\$2,100.	\$2,436.	\$2,436.	\$2,436.	\$2,436.	\$2,436.
	42" DIA	TQ42M__L29	\$2,176.	\$2,324.	\$2,324.	\$2,764.	\$2,764.	\$2,764.	\$2,764.	\$2,764.
	48" DIA	TQ48M__L29	\$2,300.	\$2,460.	\$2,460.	\$2,936.	\$2,936.	\$2,936.	\$2,936.	\$2,936.
	60" DIA	TQ60M__L29	\$2,816.	\$3,040.	\$3,040.	\$3,976.	\$3,976.	\$3,976.	\$3,976.	\$3,976.

	30" DIA †	TH30M__L29	\$1,244.	\$1,296.	\$1,296.	\$1,664.	\$1,664.	\$1,664.	\$1,664.	\$1,664.
	36" DIA	TH36M__L29	\$1,280.	\$1,340.	\$1,340.	\$1,740.	\$1,740.	\$1,740.	\$1,740.	\$1,740.
	42" DIA	TH42M__L29	\$1,436.	\$1,500.	\$1,500.	\$1,936.	\$1,936.	\$1,936.	\$1,936.	\$1,936.
	48" DIA	TH48M__L29	\$1,484.	\$1,540.	\$1,540.	\$2,008.	\$2,008.	\$2,008.	\$2,008.	\$2,008.
	60" DIA	TH60M__L29	\$2,008.	\$2,088.	\$2,088.	\$2,684.	\$2,684.	\$2,684.	\$2,684.	\$2,684.

†30" DIA table does not accommodate chairs. For stools or side table applications only.

	36" W x 36" L	TT3636M__L29	\$1,380.	\$1,452.	\$1,452.	\$1,732.	\$1,732.	\$1,732.	\$1,732.	\$1,732.
	48" W x 48" L	TT4848M__L29	\$1,548.	\$1,660.	\$1,660.	\$2,028.	\$2,028.	\$2,028.	\$2,028.	\$2,028.
	60" W x 60" L	TT6060M__L29	\$1,964.	\$2,108.	\$2,108.	\$2,616.	\$2,616.	\$2,616.	\$2,616.	\$2,616.

	30" W x 48" L	TZ3048M__L29	\$1,796.	\$1,880.	\$1,880.	\$2,292.	\$2,292.	\$2,292.	\$2,292.	\$2,292.
	30" W x 60" L	TZ3060M__L29	\$1,996.	\$2,076.	\$2,076.	\$2,552.	\$2,552.	\$2,552.	\$2,552.	\$2,552.
	36" W x 60" L	TZ3660M__L29	\$2,228.	\$2,396.	\$2,396.	\$2,912.	\$2,912.	\$2,912.	\$2,912.	\$2,912.
	36" W x 72" L	TZ3672M__L29	\$2,500.	\$2,784.	\$2,784.	\$3,368.	\$3,368.	\$3,368.	\$3,368.	\$3,368.

	60" W x 60" L	TC6060M__L29	\$2,608.							
---	---------------	--------------	----------	--	--	--	--	--	--	--

**WEIGHT:** Please inquire with customer service for information.  
**MORE INFORMATION:** 60" or longer include an anti-sag stiffener(s).

**ORDERING INSTRUCTIONS:** Please refer to the product code builder below

TC36M\_\_ L29

Base Code

Insert  
Edge Style  
Code

Top Selection

[finish selection]

Leg Powdercoat

Finish  
[finish chart, page 9]

Edge Finish

[finish chart, page 8]

Glide Finish

[finish chart, page 9]

Model Code

Finishes

Edge Style Codes:

- 10 Laminate Self Edge
- 15 Vinyl T-Mold
- 20 Maple Edge
- 25 Plywood Edge
- 30 Eased Edge
- 31 Waterfall
- 32 Bullnose
- 33 Top Chamfer
- 34 Bottom Chamfer

Solid wood

For edge details refer to page 6



# kids Lorca tables

## **Construction**

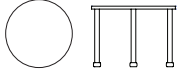
**Worksurfaces:** 1.125" premium particle board with laminate or wood veneer surface with phenolic backer on the underside.

**Lorca Legs:** Constructed of 2" diameter steel tube welded to a 4" x 4" steel top plate. Legs are electrostatically coated with epoxy powder. A wide variety of powder coat finishes are available. Glide is constructed of hard maple turned to match the Lorca/Wyoming chair glide with an adjustable level feature. Available in red, yellow, blue, grey and black.

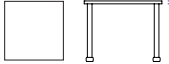


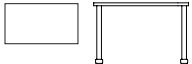




Lorca Table			Edge Styles								
20" H + 24"H + 26" H	Description	Base Code	10	15	20	25	30	31	32	33	34
<b>ROUND</b> 	30" DIA†	TC30L__L__	\$996.	\$996.	\$1,084.	\$1,084.	\$1,536.	\$1,536.	\$1,536.	\$1,536.	\$1,536.
	36" DIA	TC36L__L__	\$1,036.	\$1,036.	\$1,100.	\$1,100.	\$1,620.	\$1,620.	\$1,620.	\$1,620.	\$1,620.
	42" DIA	TC42L__L__	\$1,140.	\$1,140.	\$1,236.	\$1,236.	\$2,008.	\$2,008.	\$2,008.	\$2,008.	\$2,008.
	48" DIA	TC48L__L__	\$1,208.	\$1,208.	\$1,320.	\$1,320.	\$2,148.	\$2,148.	\$2,148.	\$2,148.	\$2,148.
	60" DIA	TC60L__L__	\$1,480.	\$1,480.	\$1,652.	\$1,652.	\$2,820.	\$2,820.	\$2,820.	\$2,820.	\$2,820.

†30" DIA table does not accommodate chairs. For stools or side table applications only.

SQUARE											
30" W × 30" L	Description	Base Code	10	15	20	25	30	31	32	33	34
	30" W × 30" L	TS3030L__L__	\$972.	\$972.	\$1,048.	\$1,048.	\$1,328.	\$1,328.	\$1,328.	\$1,328.	\$1,328.
	36" W × 36" L	TS3636L__L__	\$1,036.	\$1,036.	\$1,108.	\$1,108.	\$1,460.	\$1,460.	\$1,460.	\$1,460.	\$1,460.
	42" W × 42" L	TS4242L__L__	\$1,140.	\$1,140.	\$1,208.	\$1,208.	\$1,748.	\$1,748.	\$1,748.	\$1,748.	\$1,748.
	48" W × 48" L	TS4848L__L__	\$1,208.	\$1,208.	\$1,300.	\$1,300.	\$1,824.	\$1,824.	\$1,824.	\$1,824.	\$1,824.
	60" W × 60" L	TS6060L__L__	\$1,480.	\$1,480.	\$1,644.	\$1,644.	\$2,312.	\$2,312.	\$2,312.	\$2,312.	\$2,312.

RECTANGLE											
30" W × 36" L	Description	Base Code	10	15	20	25	30	31	32	33	34
	30" W × 36" L	TR3036L__L__	\$996.	\$996.	\$1,084.	\$1,084.	\$1,368.	\$1,368.	\$1,368.	\$1,368.	\$1,368.
	30" W × 42" L	TR3042L__L__	\$1,032.	\$1,032.	\$1,132.	\$1,132.	\$1,392.	\$1,392.	\$1,392.	\$1,392.	\$1,392.
	30" W × 48" L	TR3048L__L__	\$1,052.	\$1,052.	\$1,160.	\$1,160.	\$1,448.	\$1,448.	\$1,448.	\$1,448.	\$1,448.
	30" W × 60" L	TR3060L__L__	\$1,208.	\$1,208.	\$1,336.	\$1,336.	\$1,660.	\$1,660.	\$1,660.	\$1,660.	\$1,660.
	30" W × 72" L	TR3072L__L__	\$1,264.	\$1,264.	\$1,448.	\$1,448.	\$1,800.	\$1,800.	\$1,800.	\$1,800.	\$1,800.
	30" W × 84" L*	TR3084L__L__	\$1,628.	\$1,628.	\$1,836.	\$1,836.	\$2,240.	\$2,240.	\$2,240.	\$2,240.	\$2,240.
	36" W × 42" L	TR3642L__L__	\$1,084.	\$1,084.	\$1,164.	\$1,164.	\$1,460.	\$1,460.	\$1,460.	\$1,460.	\$1,460.
	36" W × 48" L	TR3648L__L__	\$1,132.	\$1,132.	\$1,220.	\$1,220.	\$1,544.	\$1,544.	\$1,544.	\$1,544.	\$1,544.
	36" W × 60" L	TR3660L__L__	\$1,284.	\$1,284.	\$1,392.	\$1,392.	\$1,784.	\$1,784.	\$1,784.	\$1,784.	\$1,784.
	36" W × 72" L	TR3672L__L__	\$1,392.	\$1,392.	\$1,524.	\$1,524.	\$1,996.	\$1,996.	\$1,996.	\$1,996.	\$1,996.
	36" W × 84" L*	TR3684L__L__	\$1,808.	\$1,808.	\$1,928.	\$1,928.	\$2,400.	\$2,400.	\$2,400.	\$2,400.	\$2,400.
	42" W × 60" L	TR4260L__L__	\$1,344.	\$1,344.	\$1,448.	\$1,448.	\$2,096.	\$2,096.	\$2,096.	\$2,096.	\$2,096.
	42" W × 72" L	TR4272L__L__	\$1,424.	\$1,424.	\$1,552.	\$1,552.	\$2,140.	\$2,140.	\$2,140.	\$2,140.	\$2,140.
	42" W × 84" L*	TR4284L__L__	\$1,880.	\$1,880.	\$1,952.	\$1,952.	\$2,644.	\$2,644.	\$2,644.	\$2,644.	\$2,644.
	42" W × 96" L*	TR4296L__L__	\$1,932.	\$1,932.	\$1,984.	\$1,984.	\$2,792.	\$2,792.	\$2,792.	\$2,792.	\$2,792.
	48" W × 60" L	TR4860L__L__	\$1,568.	\$1,568.	\$1,760.	\$1,760.	\$2,340.	\$2,340.	\$2,340.	\$2,340.	\$2,340.
	48" W × 72" L	TR4872L__L__	\$1,604.	\$1,604.	\$1,816.	\$1,816.	\$2,440.	\$2,440.	\$2,440.	\$2,440.	\$2,440.
	48" W × 84" L*	TR4884L__L__	\$1,916.	\$1,916.	\$2,208.	\$2,208.	\$2,824.	\$2,824.	\$2,824.	\$2,824.	\$2,824.
	48" W × 96" L*	TR4896L__L__	\$1,984.	\$1,984.	\$2,248.	\$2,248.	\$2,964.	\$2,964.	\$2,964.	\$2,964.	\$2,964.

**WEIGHT:** Please inquire with customer service for information.

**MORE INFORMATION:** \*5 legs total ■ \*\*6 legs total ■ \*\*\*7 legs total ■ 60" or longer include an anti-sag stiffener(s).

**ORDERING INSTRUCTIONS:** Please refer to the product code builder below

TC36L__L__						
Base Code	Insert Edge Style Code	Insert Leg Height	Top Selection [laminate selection]	Leg Powdercoat Finish [finish chart, page 9]	Edge Finish [finish chart, page 8]	Glide Finish [finish chart, page 9]
<b>Model Code</b>			<b>Finishes</b>			

**Edge Style Codes:**

- 10 Laminate Self Edge
  - 15 Vinyl T-Mold
  - 20 Maple Edge
  - 25 Plywood Edge
  - 30 Eased Edge
  - 31 Waterfall
  - 32 Bullnose
  - 33 Top Chamfer
  - 34 Bottom Chamfer
- Solid wood**

For edge details refer to page 6



Edge Styles

Lorca Table

20" H + 24" H + 26" H	Description	Base Code	10	15	20	25	30	31	32	33	34
<b>3/4 ROUND</b>	36" DIA	TQ36L__L__	\$1,356.	\$1,356.	\$1,500.	\$1,500.	\$1,724.	\$1,724.	\$1,724.	\$1,724.	\$1,724.
	42" DIA	TQ42L__L__	\$1,468.	\$1,468.	\$1,628.	\$1,628.	\$2,140.	\$2,140.	\$2,140.	\$2,140.	\$2,140.
	48" DIA	TQ48L__L__	\$1,532.	\$1,532.	\$1,708.	\$1,708.	\$2,300.	\$2,300.	\$2,300.	\$2,300.	\$2,300.
	60" DIA	TQ60L__L__	\$1,804.	\$1,804.	\$2,056.	\$2,056.	\$2,804.	\$2,804.	\$2,804.	\$2,804.	\$2,804.

1/2 ROUND

	30" DIA †	TH30L__L__	\$804.	\$804.	\$948.	\$948.	\$1,280.	\$1,280.	\$1,280.	\$1,280.	\$1,280.
	36" DIA	TH36L__L__	\$916.	\$916.	\$980.	\$980.	\$1,324.	\$1,324.	\$1,324.	\$1,324.	\$1,324.
	42" DIA	TH42L__L__	\$996.	\$996.	\$1,072.	\$1,072.	\$1,440.	\$1,440.	\$1,440.	\$1,440.	\$1,440.
	48" DIA	TH48L__L__	\$1,024.	\$1,024.	\$1,088.	\$1,088.	\$1,484.	\$1,484.	\$1,484.	\$1,484.	\$1,484.
	60" DIA	TH60L__L__	\$1,380.	\$1,380.	\$1,468.	\$1,468.	\$1,956.	\$1,956.	\$1,956.	\$1,956.	\$1,956.

†30" DIA table does not accommodate chairs. For stools or side table applications only.

TRIANGLE

	36" W x 36" L	TT3636L__L__	\$972.	\$972.	\$1,052.	\$1,052.	\$1,248.	\$1,248.	\$1,248.	\$1,248.	\$1,248.
	48" W x 48" L	TT4848L__L__	\$1,056.	\$1,056.	\$1,184.	\$1,184.	\$1,460.	\$1,460.	\$1,460.	\$1,460.	\$1,460.
	60" W x 60" L	TT6060L__L__	\$1,276.	\$1,276.	\$1,440.	\$1,440.	\$1,604.	\$1,604.	\$1,604.	\$1,604.	\$1,604.

TRAPEZOID

	30" W x 48" L	TZ3048L__L__	\$1,268.	\$1,268.	\$1,364.	\$1,364.	\$1,676.	\$1,676.	\$1,676.	\$1,676.	\$1,676.
	30" W x 60" L	TZ3060L__L__	\$1,372.	\$1,372.	\$1,464.	\$1,464.	\$1,824.	\$1,824.	\$1,824.	\$1,824.	\$1,824.
	36" W x 60" L	TZ3660L__L__	\$1,528.	\$1,528.	\$1,644.	\$1,644.	\$1,880.	\$1,880.	\$1,880.	\$1,880.	\$1,880.
	36" W x 72" L	TZ3672L__L__	\$1,764.	\$1,764.	\$1,896.	\$1,896.	\$2,096.	\$2,096.	\$2,096.	\$2,096.	\$2,096.

CLOVERLEAF

	60" W x 60" L	TCL6060L__L__	\$1,892.	\$1,892.	\$2,100.	\$2,100.	NA				
--	---------------	---------------	----------	----------	----------	----------	----	--	--	--	--

**WEIGHT:** Please inquire with customer service for information.

**MORE INFORMATION:** 60" or longer include an anti-sag stiffener(s).

**ORDERING INSTRUCTIONS:** Please refer to the product code builder below

TC36L__L__						
Base Code	Insert Edge Style Code	Insert Leg Height	Top Selection [laminate selection]	Leg Powdercoat Finish [finish chart, page 9]	Edge Finish [finish chart, page 8]	Glide Finish [finish chart, page 9]
<b>Model Code</b>			<b>Finishes</b>			

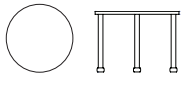
**Edge Style Codes:**

- 10 Laminate Self Edge
- 15 Vinyl T-Mold
- 20 Maple Edge
- 25 Plywood Edge
- 30 Eased Edge
- 31 Waterfall
- 32 Bullnose
- 33 Top Chamfer
- 34 Bottom Chamfer

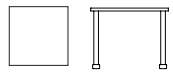
Solid wood

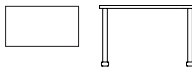
For edge details refer to page 6



Lorca Table			Edge Styles							
20" H + 24"H + 26" H	Description	Base Code	15	20	25	30	31	32	33	34
<b>ROUND</b> 	30" DIA †	TC30M__L__	\$1,240.	\$1,316.	\$1,316.	\$1,776	\$1,776	\$1,776.	\$1,776	\$1,776.
	36" DIA	TC36M__L__	\$1,360.	\$1,416.	\$1,416.	\$1,976.	\$1,976.	\$1,976.	\$1,976.	\$1,976.
	42" DIA	TC42M__L__	\$1,548.	\$1,636.	\$1,636.	\$2,456.	\$2,456.	\$2,456.	\$2,456.	\$2,456.
	48" DIA	TC48M__L__	\$1,684.	\$1,784.	\$1,784.	\$2,688.	\$2,688.	\$2,688.	\$2,688.	\$2,688.
	60" DIA	TC60M__L__	\$2,200.	\$2,356.	\$2,356.	\$3,608.	\$3,608.	\$3,608.	\$3,608.	\$3,608.

†30" DIA table does not accommodate chairs. For stools or side table applications only.

<b>SQUARE</b> 	30"W x 30" L	TS3030M__L__	\$1,236.	\$1,304.	\$1,304.	\$1,632.	\$1,632.	\$1,632.	\$1,632.	\$1,632.
	36" W x 36" L	TS3636M__L__	\$1,360.	\$1,420	\$1,420	\$1,832.	\$1,832.	\$1,832.	\$1,832.	\$1,832.
	42" W x 42" L	TS4242M__L__	\$1,548.	\$1,612.	\$1,612.	\$2,208.	\$2,208.	\$2,208.	\$2,208.	\$2,208.
	48" W x 48" L	TS4848M__L__	\$1,684.	\$1,764.	\$1,764.	\$2,364.	\$2,364.	\$2,364.	\$2,364.	\$2,364.
	60" W x 60" L	TS6060M__L__	\$2,200.	\$2,344.	\$2,344.	\$3,128.	\$3,128.	\$3,128.	\$3,128.	\$3,128.

<b>RECTANGLE</b> 	30" W x 36" L	TR3036M__L__	\$1,280.	\$1,360.	\$1,360.	\$1,692.	\$1,692	\$1,692	\$1,692	\$1,692
	30" W x 42" L	TR3042M__L__	\$1,348.	\$1,436.	\$1,436.	\$1,756.	\$1,756.	\$1,756.	\$1,756.	\$1,756.
	30" W x 48" L	TR3048M__L__	\$1,392.	\$1,488.	\$1,488.	\$1,836.	\$1,836.	\$1,836.	\$1,836.	\$1,836.
	30" W x 60" L	TR3060M__L__	\$1,616.	\$1,732.	\$1,732.	\$2,124.	\$2,124.	\$2,124.	\$2,124.	\$2,124.
	30" W x 72" L	TR3072M__L__	\$1,716.	\$1,884.	\$1,884.	\$2,320.	\$2,320.	\$2,320.	\$2,320.	\$2,320.
	30" W x 84" L	TR3084M__L__	\$2,264.	\$2,448.	\$2,448.	\$2,968.	\$2,968.	\$2,968.	\$2,968.	\$2,968.
	36" W x 42" L	TR3642M__L__	\$1,524.	\$1,600.	\$1,600.	\$1,960.	\$1,960.	\$1,960.	\$1,960.	\$1,960.
	36" W x 48" L	TR3648M__L__	\$1,540.	\$1,616.	\$1,616.	\$2,008.	\$2,008.	\$2,008.	\$2,008.	\$2,008.
	36" W x 60" L	TR3660M__L__	\$1,760.	\$1,856.	\$1,856.	\$2,332.	\$2,332	\$2,332	\$2,332	\$2,332
	36" W x 72" L	TR3672M__L__	\$1,904.	\$2,016.	\$2,016.	\$2,556.	\$2,556.	\$2,556.	\$2,556.	\$2,556.
	36" W x 84" L*	TR3684M__L__	\$2,264.	\$2,384.	\$2,384.	\$3,028.	\$3,028.	\$3,028.	\$3,028.	\$3,028.
	42" W x 60" L	TR4260M__L__	\$1,872.	\$1,960.	\$1,960.	\$2,692.	\$2,692.	\$2,692.	\$2,692.	\$2,692.
	42" W x 72" L	TR4272M__L__	\$2,016.	\$2,128.	\$2,128.	\$2,816.	\$2,816	\$2,816	\$2,816	\$2,816
	42" W x 84" L*	TR4284M__L__	\$2,424.	\$2,528.	\$2,528.	\$3,376.	\$3,376.	\$3,376.	\$3,376.	\$3,376.
	42" W x 96" L*	TR4296M__L__	\$2,560.	\$2,668.	\$2,668.	\$3,540.	\$3,540.	\$3,540.	\$3,540.	\$3,540.
	48" W x 60" L	TR4860M__L__	\$2,032.	\$2,152.	\$2,152.	\$2,864.	\$2,864.	\$2,864.	\$2,864.	\$2,864.
	48" W x 72" L	TR4872M__L__	\$2,132.	\$2,248.	\$2,248.	\$3,000.	\$3,000.	\$3,000.	\$3,000.	\$3,000.
	48" W x 84" L*	TR4884M__L__	\$2,488.	\$2,664.	\$2,664.	\$3,452.	\$3,452.	\$3,452.	\$3,452.	\$3,452.
	48" W x 96" L*	TR4896M__L__	\$2,712.	\$2,920.	\$2,920.	\$3,916.	\$3,916.	\$3,916.	\$3,916.	\$3,916.

**WEIGHT:** Please inquire with customer service for information.

**MORE INFORMATION:** \* 5 legs total ■ \*\* 6 legs total ■ \*\*\* 7 legs total ■ 60" or longer include an anti-sag stiffener(s).

**ORDERING INSTRUCTIONS:** Please refer to the product code builder below

TC36M\_\_L\_\_

Base Code	Insert Edge Style Code	Insert Leg Height	Top Selection [finish selection]	Leg Powdercoat Finish [finish chart, page 9]	Edge Finish [finish chart, page 8]	Glide Finish [finish chart, page 9]
<b>Model Code</b>			<b>Finishes</b>			

**Edge Style Codes:**

- 10 Laminate Self Edge
  - 15 Vinyl T-Mold
  - 20 Maple Edge
  - 25 Plywood Edge
  - 30 Eased Edge
  - 31 Waterfall
  - 32 Bullnose
  - 33 Top Chamfer
  - 34 Bottom Chamfer
- Solid wood**

For edge details refer to page 6

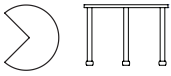


Edge Styles

Lorca Table

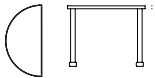
20"H + 24"H + 26"H

Description	Base Code	15	20	25	30	31	32	33	34
3/4 ROUND 36" DIA	TQ36M__L__	\$1,964.	\$2,100.	\$2,100.	\$2,436.	\$2,436.	\$2,436.	\$2,436.	\$2,436.
42" DIA	TQ42M__L__	\$2,176.	\$2,324.	\$2,324.	\$2,764.	\$2,764.	\$2,764.	\$2,764.	\$2,764.
48" DIA	TQ48M__L__	\$2,300.	\$2,460.	\$2,460.	\$2,936.	\$2,936.	\$2,936.	\$2,936.	\$2,936.
60" DIA	TQ60M__L__	\$2,816.	\$3,040.	\$3,040.	\$3,976.	\$3,976.	\$3,976.	\$3,976.	\$3,976.



1/2 ROUND

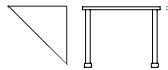
30" DIA †	TH30M__L__	\$1,244.	\$1,296.	\$1,296.	\$1,664.	\$1,664.	\$1,664.	\$1,664.	\$1,664.
36" DIA	TH36M__L__	\$1,280.	\$1,340.	\$1,340.	\$1,740.	\$1,740.	\$1,740.	\$1,740.	\$1,740.
42" DIA	TH42M__L__	\$1,436.	\$1,500.	\$1,500.	\$1,936.	\$1,936.	\$1,936.	\$1,936.	\$1,936.
48" DIA	TH48M__L__	\$1,484.	\$1,540.	\$1,540.	\$2,008.	\$2,008.	\$2,008.	\$2,008.	\$2,008.
60" DIA	TH60M__L__	\$2,008.	\$2,088.	\$2,088.	\$2,684.	\$2,684.	\$2,684.	\$2,684.	\$2,684.



†30" DIA table does not accommodate chairs. For stools or side table applications only.

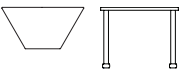
TRIANGLE

36" W x 36" L	TT3636M__L__	\$1,380.	\$1,452.	\$1,452.	\$1,732.	\$1,732.	\$1,732.	\$1,732.	\$1,732.
48" W x 48" L	TT4848M__L__	\$1,548.	\$1,660.	\$1,660.	\$2,028.	\$2,028.	\$2,028.	\$2,028.	\$2,028.
60" W x 60" L	TT6060M__L__	\$1,964.	\$2,108.	\$2,108.	\$2,616.	\$2,616.	\$2,616.	\$2,616.	\$2,616.



TRAPEZOID

30" W x 48" L	TZ3048M__L__	\$1,796.	\$1,880.	\$1,880.	\$2,292.	\$2,292.	\$2,292.	\$2,292.	\$2,292.
30" W x 60" L	TZ3060M__L__	\$1,996.	\$2,076.	\$2,076.	\$2,552.	\$2,552.	\$2,552.	\$2,552.	\$2,552.
36" W x 60" L	TZ3660M__L__	\$2,228.	\$2,396.	\$2,396.	\$2,912.	\$2,912.	\$2,912.	\$2,912.	\$2,912.
36" W x 72" L	TZ3672M__L__	\$2,500.	\$2,784.	\$2,784.	\$3,368.	\$3,368.	\$3,368.	\$3,368.	\$3,368.



CLOVERLEAF

60" W x 60" L	TC6060M__L__	\$2,608.	\$2,952.	\$2,952.				NA	
---------------	--------------	----------	----------	----------	--	--	--	----	--



**WEIGHT:** Please inquire with customer service for information.  
**MORE INFORMATION:** 60" or longer include an anti-sag stiffener(s).

**ORDERING INSTRUCTIONS:** Please refer to the product code builder below

TC36M	_____	L	_____	_____	_____	_____
Base Code	Insert Edge Style Code	Insert Leg Height	Top Selection [finish selection]	Leg Powdercoat Finish [finish chart, page 9]	Edge Finish [finish chart, page 8]	Glide Finish [finish chart, page 9]
<b>Model Code</b>			<b>Finishes</b>			

Edge Style Codes:

- 10 Laminate Self Edge
- 15 Vinyl T-Mold
- 20 Maple Edge
- 25 Plywood Edge
- 30 Eased Edge
- 31 Waterfall
- 32 Bullnose
- 33 Top Chamfer
- 34 Bottom Chamfer

Solid wood

For edge details refer to page 6

# Plover tables



## **Construction**

**Worksurfaces:** 1.125" premium particle board with laminate or wood veneer surface with phenolic backer on the underside.



**Plover Legs:** Constructed of 1" thick plywood of select North American rotary-cut maple veneer with an adjustable level feature. A wide variety of wood finish colors are available.





Edge Styles

Plover Table 29" H	Description	Base Code	10	15	20	25	30	31	32	33	34
 	30" DIA†	TC30L__P29	\$1,008.	\$1,008.	\$1,096.	\$1,096.	\$1,548.	\$1,548.	\$1,548.	\$1,548.	\$1,548.
	36" DIA	TC36L__P29	\$1,048.	\$1,048.	\$1,112.	\$1,112.	\$1,632.	\$1,632.	\$1,632.	\$1,632.	\$1,632.
	42" DIA	TC42L__P29	\$1,152.	\$1,152.	\$1,248.	\$1,248.	\$2,020.	\$2,020.	\$2,020.	\$2,020.	\$2,020.
	48" DIA	TC48L__P29	\$1,220.	\$1,220.	\$1,332.	\$1,332.	\$2,160.	\$2,160.	\$2,160.	\$2,160.	\$2,160.
	60" DIA	TC60L__P29	\$1,492.	\$1,492.	\$1,664.	\$1,664.	\$2,832.	\$2,832.	\$2,832.	\$2,832.	\$2,832.
	72" DIA *	TC72L__P29	\$2,164.	\$2,164.	\$2,424.	\$2,424.	\$3,944.	\$3,944.	\$3,944.	\$3,944.	\$3,944.
	84" DIA ***	TC84L__P29	\$2,760.	\$2,760.	\$3,156.	\$3,156.	\$4,892.	\$4,892.	\$4,892.	\$4,892.	\$4,892.
	96" DIA ***	TC96L__P29	\$2,820.	\$2,820.	\$3,264.	\$3,264.	\$6,188.	\$6,188.	\$6,188.	\$6,188.	\$6,188.

†30" DIA table does not accommodate chairs. For stools or side table applications only.

SQUARE	Description	Base Code	10	15	20	25	30	31	32	33	34
 	30" W x 30" L	TS3030L__P29	\$984.	\$984.	\$1,060.	\$1,060.	\$1,340.	\$1,340.	\$1,340.	\$1,340.	\$1,340.
	36" W x 36" L	TS3636L__P29	\$1,048.	\$1,048.	\$1,120.	\$1,120.	\$1,472.	\$1,472.	\$1,472.	\$1,472.	\$1,472.
	42" W x 42" L	TS4242L__P29	\$1,152.	\$1,152.	\$1,220.	\$1,220.	\$1,760.	\$1,760.	\$1,760.	\$1,760.	\$1,760.
	48" W x 48" L	TS4848L__P29	\$1,220.	\$1,220.	\$1,312.	\$1,312.	\$1,836.	\$1,836.	\$1,836.	\$1,836.	\$1,836.
	60" W x 60" L	TS6060L__P29	\$1,492.	\$1,492.	\$1,656.	\$1,656.	\$2,324.	\$2,324.	\$2,324.	\$2,324.	\$2,324.

RECTANGLE	Description	Base Code	10	15	20	25	30	31	32	33	34
 	30" W x 36" L	TR3036L__P29	\$1,008.	\$1,008.	\$1,096.	\$1,096.	\$1,380.	\$1,380.	\$1,380.	\$1,380.	\$1,380.
	30" W x 42" L	TR3042L__P29	\$1,044.	\$1,044.	\$1,144.	\$1,144.	\$1,404.	\$1,404.	\$1,404.	\$1,404.	\$1,404.
	30" W x 48" L	TR3048L__P29	\$1,064.	\$1,064.	\$1,172.	\$1,172.	\$1,460.	\$1,460.	\$1,460.	\$1,460.	\$1,460.
	30" W x 60" L	TR3060L__P29	\$1,220.	\$1,220.	\$1,348.	\$1,348.	\$1,672.	\$1,672.	\$1,672.	\$1,672.	\$1,672.
	30" W x 72" L	TR3072L__P29	\$1,276.	\$1,276.	\$1,460.	\$1,460.	\$1,812.	\$1,812.	\$1,812.	\$1,812.	\$1,812.
	30" W x 84" L*	TR3084L__P29	\$1,568.	\$1,568.	\$1,776.	\$1,776.	\$2,180.	\$2,180.	\$2,180.	\$2,180.	\$2,180.
	30" W x 96" L*	TR3096L__P29	\$1,744.	\$1,744.	\$1,908.	\$1,908.	\$2,452.	\$2,452.	\$2,452.	\$2,452.	\$2,452.
	36" W x 42" L	TR3642L__P29	\$1,096.	\$1,096.	\$1,176.	\$1,176.	\$1,472.	\$1,472.	\$1,472.	\$1,472.	\$1,472.
	36" W x 48" L	TR3648L__P29	\$1,144.	\$1,144.	\$1,232.	\$1,232.	\$1,556.	\$1,556.	\$1,556.	\$1,556.	\$1,556.
	36" W x 60" L	TR3660L__P29	\$1,188.	\$1,188.	\$1,296.	\$1,296.	\$1,688.	\$1,688.	\$1,688.	\$1,688.	\$1,688.
	36" W x 72" L	TR3672L__P29	\$1,296.	\$1,296.	\$1,428.	\$1,428.	\$1,900.	\$1,900.	\$1,900.	\$1,900.	\$1,900.
	36" W x 84" L*	TR3684L__P29	\$1,748.	\$1,748.	\$1,864.	\$1,864.	\$2,336.	\$2,336.	\$2,336.	\$2,336.	\$2,336.
	36" W x 96" L*	TR3696L__P29	\$1,832.	\$1,832.	\$1,876.	\$1,876.	\$2,464.	\$2,464.	\$2,464.	\$2,464.	\$2,464.
	42" W x 60" L	TR4260L__P29	\$1,356.	\$1,356.	\$1,460.	\$1,460.	\$2,108.	\$2,108.	\$2,108.	\$2,108.	\$2,108.
	42" W x 72" L	TR4272L__P29	\$1,436.	\$1,436.	\$1,564.	\$1,564.	\$2,152.	\$2,152.	\$2,152.	\$2,152.	\$2,152.
	42" W x 84" L*	TR4284L__P29	\$1,816.	\$1,816.	\$1,892.	\$1,892.	\$2,584.	\$2,584.	\$2,584.	\$2,584.	\$2,584.
	42" W x 96" L*	TR4296L__P29	\$1,872.	\$1,872.	\$1,924.	\$1,924.	\$2,732.	\$2,732.	\$2,732.	\$2,732.	\$2,732.
	42" W x 108" L*	TR42108L__P29	\$2,132.	\$2,132.	\$2,456.	\$2,456.	\$3,252.	\$3,252.	\$3,252.	\$3,252.	\$3,252.
	42" W x 120" L**	TR42120L__P29	\$2,236.	\$2,236.	\$2,592.	\$2,592.	\$3,416.	\$3,416.	\$3,416.	\$3,416.	\$3,416.
	48" W x 60" L	TR4860L__P29	\$1,580.	\$1,580.	\$1,772.	\$1,772.	\$2,352.	\$2,352.	\$2,352.	\$2,352.	\$2,352.
	48" W x 72" L	TR4872L__P29	\$1,616.	\$1,616.	\$1,828.	\$1,828.	\$2,452.	\$2,452.	\$2,452.	\$2,452.	\$2,452.
	48" W x 84" L*	TR4884L__P29	\$1,856.	\$1,856.	\$2,148.	\$2,148.	\$2,764.	\$2,764.	\$2,764.	\$2,764.	\$2,764.
	48" W x 96" L*	TR4896L__P29	\$1,924.	\$1,924.	\$2,184.	\$2,184.	\$2,904.	\$2,904.	\$2,904.	\$2,904.	\$2,904.

WEIGHT: Please inquire with customer service for information.

MORE INFORMATION: \* 5 legs total ■ \*\* 6 legs total ■ \*\*\* 7 legs total ■ 60" or longer include an anti-sag stiffener(s).

ORDERING INSTRUCTIONS: Please refer to the product code builder below

TC36L\_\_P29

Base Code	Insert Edge Style Code	Top Selection [laminate selection]	Leg Finish [finish chart, page 8]	Edge Finish [finish chart, page 8]
Model Code		Finishes		

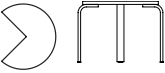
Edge Style Codes:

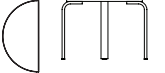
- 10 Laminate Self Edge
  - 15 Vinyl T-Mold
  - 20 Maple Edge
  - 25 Plywood Edge
  - 30 Eased Edge
  - 31 Waterfall
  - 32 Bullnose
  - 33 Top Chamfer
  - 34 Bottom Chamfer
- Solid wood

For edge details refer to page 6




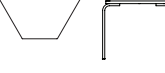
Edge Styles

Plover Table 29" H	Description	Base Code	10	15	20	25	30	31	32	33	34
	36" DIA	TQ36L_P29	\$1,368.	\$1,368.	\$1,512.	\$1,512.	\$1,736.	\$1,736.	\$1,736.	\$1,736.	\$1,736.
	42" DIA	TQ42L_P29	\$1,480.	\$1,480.	\$1,640.	\$1,640.	\$2,152.	\$2,152.	\$2,152.	\$2,152.	\$2,152.
	48" DIA	TQ48L_P29	\$1,544.	\$1,544.	\$1,720.	\$1,720.	\$2,312.	\$2,312.	\$2,312.	\$2,312.	\$2,312.
	60" DIA	TQ60L_P29	\$1,816.	\$1,816.	\$2,068.	\$2,068.	\$2,816.	\$2,816.	\$2,816.	\$2,816.	\$2,816.

	30" DIA*	TH30L_P29	\$812.	\$812.	\$956.	\$956.	\$1,292.	\$1,292.	\$1,292.	\$1,292.	\$1,292.
	36" DIA	TH36L_P29	\$924.	\$924.	\$988.	\$988.	\$1,336.	\$1,336.	\$1,336.	\$1,336.	\$1,336.
	42" DIA	TH42L_P29	\$1,004.	\$1,004.	\$1,080.	\$1,080.	\$1,448.	\$1,448.	\$1,448.	\$1,448.	\$1,448.
	48" DIA	TH48L_P29	\$1,032.	\$1,032.	\$1,096.	\$1,096.	\$1,492.	\$1,492.	\$1,492.	\$1,492.	\$1,492.
	60" DIA	TH60L_P29	\$1,392.	\$1,392.	\$1,480.	\$1,480.	\$1,968.	\$1,968.	\$1,968.	\$1,968.	\$1,968.

\*30" DIA table does not accommodate chairs. For stools or side table applications only.

	36"W x 36" L	TT3636L_P29	\$956.	\$956.	\$1,032.	\$1,032.	\$1,108.	\$1,108.	\$1,108.	\$1,108.	\$1,108.
	48"W x 48" L	TT4848L_P29	\$1,040.	\$1,040.	\$1,160.	\$1,160.	\$1,276.	\$1,276.	\$1,276.	\$1,276.	\$1,276.
	60"W x 60" L	TT6060L_P29	\$1,248.	\$1,248.	\$1,404.	\$1,404.	\$1,612.	\$1,612.	\$1,612.	\$1,612.	\$1,612.

	30" W x 48" L	TZ3048L_P29	\$1,252.	\$1,252.	\$1,340.	\$1,340.	\$1,488.	\$1,488.	\$1,488.	\$1,488.	\$1,488.
	30" W x 60" L*	TZ3060L_P29	\$1,352.	\$1,352.	\$1,440.	\$1,440.	\$1,604.	\$1,604.	\$1,604.	\$1,604.	\$1,604.
	36" W x 60" L*	TZ3660L_P29	\$1,500.	\$1,500.	\$1,612.	\$1,612.	\$1,652.	\$1,652.	\$1,652.	\$1,652.	\$1,652.
	36" W x 72" L*	TZ3672L_P29	\$1,652.	\$1,652.	\$1,780.	\$1,780.	\$1,764.	\$1,764.	\$1,764.	\$1,764.	\$1,764.

	60" W x 60" L*	TCL6060L_P29	\$1,844.	\$1,844.	\$2,044.	\$2,044.	NA				
---	----------------	--------------	----------	----------	----------	----------	----	--	--	--	--

**WEIGHT:** Please inquire with customer service for information.  
**MORE INFORMATION:** 60" or longer include an anti-sag stiffener(s).

**ORDERING INSTRUCTIONS:** Please refer to the product code builder below

TC36L\_P29

Base Code	Insert Edge Style Code	Top Selection [laminate selection]	Leg Finish [finish chart, page 8]	Edge Finish [finish chart, page 8]
_____	_____	_____	_____	_____
<b>Model Code</b>	<b>Finishes</b>			



**Edge Style Codes:**

- 10 Laminate Self Edge
- 15 Vinyl T-Mold
- 20 Maple Edge
- 25 Plywood Edge
- 30 Eased Edge
- 31 Waterfall
- 32 Bullnose
- 33 Top Chamfer
- 34 Bottom Chamfer



Solid wood



For edge details refer to page 6

Edge Styles

Plover Table 29" H	Description	Base Code	Edge Styles							
			15	20	25	30	31	32	33	34
 	30" DIA†	TC30M_P29	\$1,252.	\$1,296.	\$1,296.	\$1,788.	\$1,788.	\$1,788.	\$1,788.	\$1,788.
	36" DIA	TC36M_P29	\$1,340.	\$1,392.	\$1,392.	\$1,988.	\$1,988.	\$1,988.	\$1,988.	\$1,988.
	42" DIA	TC42M_P29	\$1,520.	\$1,600.	\$1,600.	\$2,468.	\$2,468.	\$2,468.	\$2,468.	\$2,468.
	48" DIA	TC48M_P29	\$1,648.	\$1,744.	\$1,744.	\$2,680.	\$2,680.	\$2,680.	\$2,680.	\$2,680.
	60" DIA	TC60M_P29	\$2,140.	\$2,288.	\$2,288.	\$3,620.	\$3,620.	\$3,620.	\$3,620.	\$3,620.
	72" DIA *	TC72M_P29	\$2,932.	\$3,052.	\$3,052.	\$4,884.	\$4,884.	\$4,884.	\$4,884.	\$4,884.
	84" DIA ***	TC84M_P29	\$3,884.	\$4,188.	\$4,188.	\$6,676.	\$6,676.	\$6,676.	\$6,676.	\$6,676.
	96" DIA ***	TC96M_P29	\$4,832.	\$5,100.	\$5,100.	\$10,004.	\$10,004.	\$10,004.	\$10,004.	\$10,004.

†30" DIA table does not accommodate chairs. For stools or side table applications only.

Plover Table 29" H	Description	Base Code	Edge Styles							
			15	20	25	30	31	32	33	34
 	30" W x 30" L	TS3030M_P29	\$1,220.	\$1,284.	\$1,284.	\$1,644.	\$1,644.	\$1,644.	\$1,644.	\$1,644.
	36" W x 36" L	TS3636M_P29	\$1,340.	\$1,396.	\$1,396.	\$1,844.	\$1,844.	\$1,844.	\$1,844.	\$1,844.
	42" W x 42" L	TS4242M_P29	\$1,520.	\$1,576.	\$1,576.	\$2,220.	\$2,220.	\$2,220.	\$2,220.	\$2,220.
	48" W x 48" L	TS4848M_P29	\$1,648.	\$1,724.	\$1,724.	\$2,376.	\$2,376.	\$2,376.	\$2,376.	\$2,376.
	60" W x 60" L	TS6060M_P29	\$2,140.	\$2,276.	\$2,276.	\$3,140.	\$3,140.	\$3,140.	\$3,140.	\$3,140.

Plover Table 29" H	Description	Base Code	Edge Styles							
			15	20	25	30	31	32	33	34
 	30" W x 36" L	TR3036M_P29	\$1,264.	\$1,340.	\$1,340.	\$1,704.	\$1,704.	\$1,704.	\$1,704.	\$1,704.
	30" W x 42" L	TR3042M_P29	\$1,328.	\$1,412.	\$1,412.	\$1,768.	\$1,768.	\$1,768.	\$1,768.	\$1,768.
	30" W x 48" L	TR3048M_P29	\$1,368.	\$1,460.	\$1,460.	\$1,848.	\$1,848.	\$1,848.	\$1,848.	\$1,848.
	30" W x 60" L	TR3060M_P29	\$1,584.	\$1,696.	\$1,696.	\$2,136.	\$2,136.	\$2,136.	\$2,136.	\$2,136.
	30" W x 72" L	TR3072M_P29	\$1,680.	\$1,840.	\$1,840.	\$2,332.	\$2,332.	\$2,332.	\$2,332.	\$2,332.
	30" W x 84" L*	TR3084M_P29	\$2,212.	\$2,392.	\$2,392.	\$2,980.	\$2,980.	\$2,980.	\$2,980.	\$2,980.
	30" W x 96" L*	TR3096M_P29	\$2,468.	\$2,596.	\$2,596.	\$3,156.	\$3,156.	\$3,156.	\$3,156.	\$3,156.
	36" W x 42" L	TR3642M_P29	\$1,424.	\$1,496.	\$1,496.	\$1,896.	\$1,896.	\$1,896.	\$1,896.	\$1,896.
	36" W x 48" L	TR3648M_P29	\$1,508.	\$1,584.	\$1,584.	\$2,020.	\$2,020.	\$2,020.	\$2,020.	\$2,020.
	36" W x 60" L	TR3660M_P29	\$1,724.	\$1,812.	\$1,812.	\$2,344.	\$2,344.	\$2,344.	\$2,344.	\$2,344.
	36" W x 72" L	TR3672M_P29	\$1,860.	\$1,968.	\$1,968.	\$2,568.	\$2,568.	\$2,568.	\$2,568.	\$2,568.
	36" W x 84" L*	TR3684M_P29	\$2,276.	\$2,400.	\$2,400.	\$3,044.	\$3,044.	\$3,044.	\$3,044.	\$3,044.
	36" W x 96" L*	TR3696M_P29	\$2,468.	\$2,612.	\$2,612.	\$3,340.	\$3,340.	\$3,340.	\$3,340.	\$3,340.
	42" W x 60" L	TR4260M_P29	\$1,828.	\$1,916.	\$1,916.	\$2,704.	\$2,704.	\$2,704.	\$2,704.	\$2,704.
	42" W x 72" L	TR4272M_P29	\$1,968.	\$2,076.	\$2,076.	\$2,828.	\$2,828.	\$2,828.	\$2,828.	\$2,828.
	42" W x 84" L*	TR4284M_P29	\$2,436.	\$2,544.	\$2,544.	\$3,392.	\$3,392.	\$3,392.	\$3,392.	\$3,392.
	42" W x 96" L*	TR4296M_P29	\$2,576.	\$2,684.	\$2,684.	\$3,556.	\$3,556.	\$3,556.	\$3,556.	\$3,556.
	42" W x 108" L*	TR42108M_P29	\$2,740.	\$2,904.	\$2,904.	\$3,888.	\$3,888.	\$3,888.	\$3,888.	\$3,888.
	48" W x 60" L	TR4860M_P29	\$2,044.	\$2,164.	\$2,164.	\$2,876.	\$2,876.	\$2,876.	\$2,876.	\$2,876.
	48" W x 72" L	TR4872M_P29	\$2,144.	\$2,260.	\$2,260.	\$3,012.	\$3,012.	\$3,012.	\$3,012.	\$3,012.
	48" W x 84" L*	TR4884M_P29	\$2,500.	\$2,676.	\$2,676.	\$3,468.	\$3,468.	\$3,468.	\$3,468.	\$3,468.
	48" W x 96" L*	TR4896M_P29	\$2,724.	\$2,936.	\$2,936.	\$3,932.	\$3,932.	\$3,932.	\$3,932.	\$3,932.

**WEIGHT:** Please inquire with customer service for information.

**MORE INFORMATION:** \* 5 legs total ■ \*\* 6 legs total ■ \*\*\* 7 legs total ■ 60" or longer include an anti-sag stiffener(s).

**ORDERING INSTRUCTIONS:** Please refer to the product code builder below

TC36M\_P29


Base Code	Insert Edge Style Code	Top Selection [finish selection]	Leg Finish [finish chart, page 8]	Edge Finish [finish chart, page 8]
Model Code		Finishes		

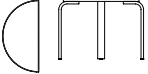
Edge Style Codes:


- 10 Laminate Self Edge
  - 15 Vinyl T-Mold
  - 20 Maple Edge
  - 25 Plywood Edge
  - 30 Eased Edge
  - 31 Waterfall
  - 32 Bullnose
  - 33 Top Chamfer
  - 34 Bottom Chamfer
- Solid wood**


For edge details refer to page 6


Edge Styles

Plover Table 29" H	Description	Base Code	15	20	25	30	31	32	33	34
	36" DIA	TQ36M__P29	\$1,912.	\$2,044.	\$2,044.	\$2,448.	\$2,448.	\$2,448.	\$2,448.	\$2,448.
	42" DIA	TQ42M__P29	\$2,116.	\$2,256.	\$2,256.	\$2,776.	\$2,776.	\$2,776.	\$2,776.	\$2,776.
	48" DIA	TQ48M__P29	\$2,232.	\$2,388.	\$2,388.	\$2,948.	\$2,948.	\$2,948.	\$2,948.	\$2,948.
	60" DIA	TQ60M__P29	\$2,728.	\$2,940.	\$2,940.	\$3,988.	\$3,988.	\$3,988.	\$3,988.	\$3,988.

	36" DIA	TH36M__P29	\$1,252.	\$1,308.	\$1,308.	\$1,752.	\$1,752.	\$1,752.	\$1,752.	\$1,752.
	42" DIA	TH42M__P29	\$1,400.	\$1,464.	\$1,464.	\$1,994.	\$1,994.	\$1,994.	\$1,994.	\$1,994.
	48" DIA	TH48M__P29	\$1,444.	\$1,500.	\$1,500.	\$2,016.	\$2,016.	\$2,016.	\$2,016.	\$2,016.
	60" DIA	TH60M__P29	\$1,956.	\$2,032.	\$2,032.	\$2,696.	\$2,696.	\$2,696.	\$2,696.	\$2,696.

	36" W x 36" L	TT3636M__P29	\$1,348.	\$1,416.	\$1,416.	\$1,740.	\$1,740.	\$1,740.	\$1,740.	\$1,740.
	48" W x 48" L	TT4848M__P29	\$1,508.	\$1,616.	\$1,616.	\$2,036.	\$2,036.	\$2,036.	\$2,036.	\$2,036.
	60" W x 60" L	TT6060M__P29	\$1,904.	\$2,044.	\$2,044.	\$2,624.	\$2,624.	\$2,624.	\$2,624.	\$2,624.

	30" W x 48" L	TZ3048M__P29	\$1,752.	\$1,836.	\$1,836.	\$2,304.	\$2,304.	\$2,304.	\$2,304.	\$2,304.
	30" W x 60"	TZ3060M__P29	\$1,948.	\$2,020.	\$2,020.	\$2,564.	\$2,564.	\$2,564.	\$2,564.	\$2,564.
	36" W x 60" L	TZ3660M__P29	\$2,224.	\$2,324.	\$2,324.	\$2,924.	\$2,924.	\$2,924.	\$2,924.	\$2,924.
	36" W x 72" L	TZ3672M__P29	\$2,428.	\$2,700.	\$2,700.	\$3,380.	\$3,380.	\$3,380.	\$3,380.	\$3,380.

	60" W x 60" L	TCL6060M__P29	\$2,528.	\$2,856.	\$2,856.	NA			
---	---------------	---------------	----------	----------	----------	----	--	--	--

**WEIGHT:** Please inquire with customer service for information.  
**MORE INFORMATION:** 60" or longer include an anti-sag stiffener(s).

**ORDERING INSTRUCTIONS:** Please refer to the product code builder below

TC36M\_\_P29

Base Code	Insert Edge Style Code	Top Selection [finish selection]	Leg Finish [finish chart, page 8]	Edge Finish [finish chart, page 8]
Model Code	Finishes			

**Edge Style Codes:**

- 10 Laminate Self Edge
- 15 Vinyl T-Mold
- 20 Maple Edge
- 25 Plywood Edge
- 30 Eased Edge
- 31 Waterfall
- 32 Bullnose
- 33 Top Chamfer
- 34 Bottom Chamfer

Solid wood

For edge details refer to page 6



# kids Plover tables

## **Construction**

**Worksurfaces:** 1.125" premium particle board with laminate or wood veneer surface with phenolic backer on the underside.

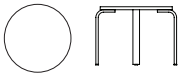
**Plover Legs:** Constructed of 1" thick plywood of select North American rotary-cut maple veneer with an adjustable level feature. A wide variety of wood finish colors are available.





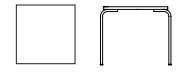
Edge Styles

Plover Table

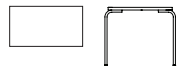
20" H + 24" H + 26" H	Description	Base Code	10	15	20	25	30	31	32	33	34
<b>ROUND</b> 	30" DIA†	TC30L__P__	\$1,008.	\$1,008.	\$1,096.	\$1,096.	\$1,548.	\$1,548.	\$1,548.	\$1,548.	\$1,548.
	36" DIA	TC36L__P__	\$1,048.	\$1,048.	\$1,112.	\$1,112.	\$1,632.	\$1,632.	\$1,632.	\$1,632.	\$1,632.
	42" DIA	TC42L__P__	\$1,152.	\$1,152.	\$1,248.	\$1,248.	\$2,020.	\$2,020.	\$2,020.	\$2,020.	\$2,020.
	48" DIA	TC48L__P__	\$1,220.	\$1,220.	\$1,332.	\$1,332.	\$2,160.	\$2,160.	\$2,160.	\$2,160.	\$2,160.
	60" DIA	TC60L__P__	\$1,492.	\$1,492.	\$1,664.	\$1,664.	\$2,832.	\$2,832.	\$2,832.	\$2,832.	\$2,832.
	72" DIA *	TC72L__P__	\$2,164.	\$2,164.	\$2,424.	\$2,424.	\$3,944.	\$3,944.	\$3,944.	\$3,944.	\$3,944.
	84" DIA ***	TC84L__P__	\$2,760.	\$2,760.	\$3,156.	\$3,156.	\$4,892.	\$4,892.	\$4,892.	\$4,892.	\$4,892.
	96" DIA ***	TC96L__P__	\$2,820.	\$2,820.	\$3,264.	\$3,264.	\$6,188.	\$6,188.	\$6,188.	\$6,188.	\$6,188.

†30" DIA table does not accommodate chairs. For stools or side table applications only.

SQUARE

	30" W x 30" L	TS3030L__P__	\$984.	\$984.	\$1,060.	\$1,060.	\$1,340.	\$1,340.	\$1,340.	\$1,340.	\$1,340.
	36" W x 36" L	TS3636L__P__	\$1,048.	\$1,048.	\$1,120.	\$1,120.	\$1,472.	\$1,472.	\$1,472.	\$1,472.	\$1,472.
	42" W x 42" L	TS4242L__P__	\$1,152.	\$1,152.	\$1,220.	\$1,220.	\$1,760.	\$1,760.	\$1,760.	\$1,760.	\$1,760.
	48" W x 48" L	TS4848L__P__	\$1,220.	\$1,220.	\$1,312.	\$1,312.	\$1,836.	\$1,836.	\$1,836.	\$1,836.	\$1,836.
	60" W x 60" L	TS6060L__P__	\$1,492.	\$1,492.	\$1,656.	\$1,656.	\$2,324.	\$2,324.	\$2,324.	\$2,324.	\$2,324.

RECTANGLE

	30" W x 36" L	TR3036L__P__	\$1,008.	\$1,008.	\$1,096.	\$1,096.	\$1,380.	\$1,380.	\$1,380.	\$1,380.	\$1,380.
	30" W x 42" L	TR3042L__P__	\$1,044.	\$1,044.	\$1,144.	\$1,144.	\$1,404.	\$1,404.	\$1,404.	\$1,404.	\$1,404.
	30" W x 48" L	TR3048L__P__	\$1,064.	\$1,064.	\$1,172.	\$1,172.	\$1,460.	\$1,460.	\$1,460.	\$1,460.	\$1,460.
	30" W x 60" L	TR3060L__P__	\$1,220.	\$1,220.	\$1,348.	\$1,348.	\$1,672.	\$1,672.	\$1,672.	\$1,672.	\$1,672.
	30" W x 72" L	TR3072L__P__	\$1,276.	\$1,276.	\$1,460.	\$1,460.	\$1,812.	\$1,812.	\$1,812.	\$1,812.	\$1,812.
	30" W x 84" L*	TR3084L__P__	\$1,568.	\$1,568.	\$1,776.	\$1,776.	\$2,180.	\$2,180.	\$2,180.	\$2,180.	\$2,180.
	30" W x 96" L*	TR3096L__P__	\$1,744.	\$1,744.	\$1,908.	\$1,908.	\$2,452.	\$2,452.	\$2,452.	\$2,452.	\$2,452.
	36" W x 42" L	TR3642L__P__	\$1,096.	\$1,096.	\$1,176.	\$1,176.	\$1,472.	\$1,472.	\$1,472.	\$1,472.	\$1,472.
	36" W x 48" L	TR3648L__P__	\$1,144.	\$1,144.	\$1,232.	\$1,232.	\$1,556.	\$1,556.	\$1,556.	\$1,556.	\$1,556.
	36" W x 60" L	TR3660L__P__	\$1,188.	\$1,188.	\$1,296.	\$1,296.	\$1,688.	\$1,688.	\$1,688.	\$1,688.	\$1,688.
	36" W x 72" L	TR3672L__P__	\$1,296.	\$1,296.	\$1,428.	\$1,428.	\$1,900.	\$1,900.	\$1,900.	\$1,900.	\$1,900.
	36" W x 84" L*	TR3684L__P__	\$1,748.	\$1,748.	\$1,864.	\$1,864.	\$2,336.	\$2,336.	\$2,336.	\$2,336.	\$2,336.
	36" W x 96" L*	TR3696L__P__	\$1,832.	\$1,832.	\$1,876.	\$1,876.	\$2,464.	\$2,464.	\$2,464.	\$2,464.	\$2,464.
	42" W x 60" L	TR4260L__P__	\$1,356.	\$1,356.	\$1,460.	\$1,460.	\$2,108.	\$2,108.	\$2,108.	\$2,108.	\$2,108.
	42" W x 72" L	TR4272L__P__	\$1,436.	\$1,436.	\$1,564.	\$1,564.	\$2,152.	\$2,152.	\$2,152.	\$2,152.	\$2,152.
	42" W x 84" L*	TR4284L__P__	\$1,816.	\$1,816.	\$1,892.	\$1,892.	\$2,584.	\$2,584.	\$2,584.	\$2,584.	\$2,584.
	42" W x 96" L*	TR4296L__P__	\$1,872.	\$1,872.	\$1,924.	\$1,924.	\$2,732.	\$2,732.	\$2,732.	\$2,732.	\$2,732.
	42" W x 108" L*	TR42108L__P__	\$2,132.	\$2,132.	\$2,456.	\$2,456.	\$3,252.	\$3,252.	\$3,252.	\$3,252.	\$3,252.
	42" W x 120" L**	TR42120L__P__	\$2,236.	\$2,236.	\$2,592.	\$2,592.	\$3,416.	\$3,416.	\$3,416.	\$3,416.	\$3,416.
	48" W x 60" L	TR4860L__P__	\$1,580.	\$1,580.	\$1,772.	\$1,772.	\$2,352.	\$2,352.	\$2,352.	\$2,352.	\$2,352.
48" W x 72" L	TR4872L__P__	\$1,616.	\$1,616.	\$1,828.	\$1,828.	\$2,452.	\$2,452.	\$2,452.	\$2,452.	\$2,452.	
48" W x 84" L*	TR4884L__P__	\$1,856.	\$1,856.	\$2,148.	\$2,148.	\$2,764.	\$2,764.	\$2,764.	\$2,764.	\$2,764.	
48" W x 96" L*	TR4896L__P__	\$1,924.	\$1,924.	\$2,184.	\$2,184.	\$2,904.	\$2,904.	\$2,904.	\$2,904.	\$2,904.	

**WEIGHT:** Please inquire with customer service for information.

**MORE INFORMATION:** \* 5 legs total ■ \*\* 6 legs total ■ \*\*\* 7 legs total ■ 60" or longer include an anti-sag stiffener(s).

**ORDERING INSTRUCTIONS:** Please refer to the product code builder below


TC36L__P__					
Base Code	Insert Edge Style Code	Insert Leg Height	Top Selection [laminate selection]	Leg Finish [finish chart, page 8]	Edge Finish [finish chart, page 8]
Model Code			Finishes		

Edge Style Codes:

- 10 Laminate Self Edge
  - 15 Vinyl T-Mold
  - 20 Maple Edge
  - 25 Plywood Edge
  - 30 Eased Edge
  - 31 Waterfall
  - 32 Bullnose
  - 33 Top Chamfer
  - 34 Bottom Chamfer
- Solid wood**


For edge details refer to page 6




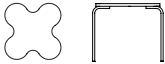
			Edge Styles									
Plover Table	Description	Base Code	10	15	20	25	30	31	32	33	34	
<b>3/4 ROUND</b> 	36" DIA	TQ36L__P__	\$1,368.	\$1,368.	\$1,512.	\$1,512.	\$1,736.	\$1,736.	\$1,736.	\$1,736.	\$1,736.	
	42" DIA	TQ42L__P__	\$1,480.	\$1,480.	\$1,640.	\$1,640.	\$2,152.	\$2,152.	\$2,152.	\$2,152.	\$2,152.	
	48" DIA	TQ48L__P__	\$1,544.	\$1,544.	\$1,720.	\$1,720.	\$2,312.	\$2,312.	\$2,312.	\$2,312.	\$2,312.	
	60" DIA	TQ60L__P__	\$1,816.	\$1,816.	\$2,068.	\$2,068.	\$2,816.	\$2,816.	\$2,816.	\$2,816.	\$2,816.	

<b>1/2 ROUND</b> 	30" DIA*	TH30L__P__	\$812.	\$812.	\$956.	\$956.	\$1,292.	\$1,292.	\$1,292.	\$1,292.	\$1,292.
	36" DIA	TH36L__P__	\$924.	\$924.	\$988.	\$988.	\$1,336.	\$1,336.	\$1,336.	\$1,336.	\$1,336.
	42" DIA	TH42L__P__	\$1,004.	\$1,004.	\$1,080.	\$1,080.	\$1,448.	\$1,448.	\$1,448.	\$1,448.	\$1,448.
	48" DIA	TH48L__P__	\$1,032.	\$1,032.	\$1,096.	\$1,096.	\$1,492.	\$1,492.	\$1,492.	\$1,492.	\$1,492.
	60" DIA	TH60L__P__	\$1,392.	\$1,392.	\$1,480.	\$1,480.	\$1,968.	\$1,968.	\$1,968.	\$1,968.	\$1,968.

\*30" DIA table does not accommodate chairs. For stools or side table applications only.

<b>TRIANGLE</b> 	36"W x 36" L	TT3636L__P__	\$956.	\$956.	\$1,032.	\$1,032.	\$1,108.	\$1,108.	\$1,108.	\$1,108.	\$1,108.
	48"W x 48" L	TT4848L__P__	\$1,040.	\$1,040.	\$1,160.	\$1,160.	\$1,276.	\$1,276.	\$1,276.	\$1,276.	\$1,276.
	60"W x 60" L	TT6060L__P__	\$1,248.	\$1,248.	\$1,404.	\$1,404.	\$1,612.	\$1,612.	\$1,612.	\$1,612.	\$1,612.

<b>TRAPEZOID</b> 	30" W x 48" L	TZ3048L__P__	\$1,252.	\$1,252.	\$1,340.	\$1,340.	\$1,488.	\$1,488.	\$1,488.	\$1,488.	\$1,488.
	30" W x 60" L*	TZ3060L__P__	\$1,352.	\$1,352.	\$1,440.	\$1,440.	\$1,604.	\$1,604.	\$1,604.	\$1,604.	\$1,604.
	36" W x 60" L*	TZ3660L__P__	\$1,500.	\$1,500.	\$1,612.	\$1,612.	\$1,652.	\$1,652.	\$1,652.	\$1,652.	\$1,652.
	36" W x 72" L*	TZ3672L__P__	\$1,652.	\$1,652.	\$1,780.	\$1,780.	\$1,764.	\$1,764.	\$1,764.	\$1,764.	\$1,764.

<b>CLOVERLEAF</b> 	60" W x 60" L*	TCL6060L__P__	\$1,844.	\$1,844.	\$2,044.	\$2,044.	NA				
--	----------------	---------------	----------	----------	----------	----------	----	--	--	--	--

**WEIGHT:** Please inquire with customer service for information.  
**MORE INFORMATION:** 60" or longer include an anti-sag stiffener(s).

**ORDERING INSTRUCTIONS:** Please refer to the product code builder below

TC36L		P				
Base Code	Insert Edge Style Code	Insert Leg Height	Top Selection [laminate selection]	Leg Finish [finish chart, page 8]	Edge Finish [finish chart, page 8]	
Model Code			Finishes			

**Edge Style Codes:**

- 10 Laminate Self Edge
- 15 Vinyl T-Mold
- 20 Maple Edge
- 25 Plywood Edge
- 30 Eased Edge
- 31 Waterfall
- 32 Bullnose
- 33 Top Chamfer
- 34 Bottom Chamfer

Solid wood

For edge details refer to page 6



Edge Styles

Plover Table

20" H + 24"H + 26"H

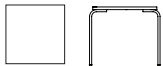
ROUND



Description	Base Code	15	20	25	30	31	32	33	34
30" DIA†	TC30M_P__	\$1,224.	\$1,296.	\$1,296.	\$1,788.	\$1,788.	\$1,788.	\$1,788.	\$1,788.
36" DIA	TC36M_P__	\$1,340.	\$1,392.	\$1,392.	\$1,988.	\$1,988.	\$1,988.	\$1,988.	\$1,988.
42" DIA	TC42M_P__	\$1,520.	\$1,600.	\$1,600.	\$2,468.	\$2,468.	\$2,468.	\$2,468.	\$2,468.
48" DIA	TC48M_P__	\$1,648.	\$1,744.	\$1,744.	\$2,680.	\$2,680.	\$2,680.	\$2,680.	\$2,680.
60" DIA	TC60M_P__	\$2,140.	\$2,288.	\$2,288.	\$3,620.	\$3,620.	\$3,620.	\$3,620.	\$3,620.
72" DIA *	TC72M_P__	\$2,932.	\$3,052.	\$3,052.	\$4,884.	\$4,884.	\$4,884.	\$4,884.	\$4,884.
84" DIA ***	TC84M_P__	\$3,884.	\$4,188.	\$4,188.	\$6,676.	\$6,676.	\$6,676.	\$6,676.	\$6,676.
96" DIA ***	TC96M_P__	\$4,832.	\$5,100.	\$5,100.	\$10,004.	\$10,004.	\$10,004.	\$10,004.	\$10,004.

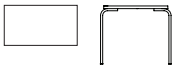
†30" DIA table does not accommodate chairs. For stools or side table applications only.

SQUARE



30" W x 30" L	TS3030M_P__	\$1,220.	\$1,284.	\$1,284.	\$1,644.	\$1,644.	\$1,644.	\$1,644.	\$1,644.
36" W x 36" L	TS3636M_P__	\$1,340.	\$1,396.	\$1,396.	\$1,844.	\$1,844.	\$1,844.	\$1,844.	\$1,844.
42" W x 42" L	TS4242M_P__	\$1,520.	\$1,576.	\$1,576.	\$2,220.	\$2,220.	\$2,220.	\$2,220.	\$2,220.
48" W x 48" L	TS4848M_P__	\$1,648.	\$1,724.	\$1,724.	\$2,376.	\$2,376.	\$2,376.	\$2,376.	\$2,376.
60" W x 60" L	TS6060M_P__	\$2,140.	\$2,276.	\$2,276.	\$3,140.	\$3,140.	\$3,140.	\$3,140.	\$3,140.

RECTANGLE



30" W x 36" L	TR3036M_P__	\$1,264.	\$1,340.	\$1,340.	\$1,704.	\$1,704.	\$1,704.	\$1,704.	\$1,704.
30" W x 42" L	TR3042M_P__	\$1,328.	\$1,412.	\$1,412.	\$1,768.	\$1,768.	\$1,768.	\$1,768.	\$1,768.
30" W x 48" L	TR3048M_P__	\$1,368.	\$1,460.	\$1,460.	\$1,848.	\$1,848.	\$1,848.	\$1,848.	\$1,848.
30" W x 60" L	TR3060M_P__	\$1,584.	\$1,696.	\$1,696.	\$2,136.	\$2,136.	\$2,136.	\$2,136.	\$2,136.
30" W x 72" L	TR3072M_P__	\$1,680.	\$1,840.	\$1,840.	\$2,332.	\$2,332.	\$2,332.	\$2,332.	\$2,332.
30" W x 84" L*	TR3084M_P__	\$2,212.	\$2,392.	\$2,392.	\$2,980.	\$2,980.	\$2,980.	\$2,980.	\$2,980.
30" W x 96" L*	TR3096M_P__	\$2,468.	\$2,596.	\$2,596.	\$3,156.	\$3,156.	\$3,156.	\$3,156.	\$3,156.
36" W x 42" L	TR3642M_P__	\$1,424.	\$1,496.	\$1,496.	\$1,896.	\$1,896.	\$1,896.	\$1,896.	\$1,896.
36" W x 48" L	TR3648M_P__	\$1,508.	\$1,584.	\$1,584.	\$2,020.	\$2,020.	\$2,020.	\$2,020.	\$2,020.
36" W x 60" L	TR3660M_P__	\$1,724.	\$1,812.	\$1,812.	\$2,344.	\$2,344.	\$2,344.	\$2,344.	\$2,344.
36" W x 72" L	TR3672M_P__	\$1,860.	\$1,968.	\$1,968.	\$2,568.	\$2,568.	\$2,568.	\$2,568.	\$2,568.
36" W x 84" L*	TR3684M_P__	\$2,276.	\$2,400.	\$2,400.	\$3,044.	\$3,044.	\$3,044.	\$3,044.	\$3,044.
36" W x 96" L*	TR3696M_P__	\$2,468.	\$2,612.	\$2,612.	\$3,340.	\$3,340.	\$3,340.	\$3,340.	\$3,340.
42" W x 60" L	TR4260M_P__	\$1,828.	\$1,916.	\$1,916.	\$2,704.	\$2,704.	\$2,704.	\$2,704.	\$2,704.
42" W x 72" L	TR4272M_P__	\$1,968.	\$2,076.	\$2,076.	\$2,828.	\$2,828.	\$2,828.	\$2,828.	\$2,828.
42" W x 84" L*	TR4284M_P__	\$2,436.	\$2,544.	\$2,544.	\$3,392.	\$3,392.	\$3,392.	\$3,392.	\$3,392.
42" W x 96" L*	TR4296M_P__	\$2,576.	\$2,684.	\$2,684.	\$3,556.	\$3,556.	\$3,556.	\$3,556.	\$3,556.
42" W x 108" L*	TR42108M_P__	\$2,740.	\$2,904.	\$2,904.	\$3,888.	\$3,888.	\$3,888.	\$3,888.	\$3,888.
48" W x 60" L	TR4860M_P__	\$2,044.	\$2,164.	\$2,164.	\$2,876.	\$2,876.	\$2,876.	\$2,876.	\$2,876.
48" W x 72" L	TR4872M_P__	\$2,144.	\$2,260.	\$2,260.	\$3,012.	\$3,012.	\$3,012.	\$3,012.	\$3,012.
48" W x 84" L*	TR4884M_P__	\$2,500.	\$2,676.	\$2,676.	\$3,468.	\$3,468.	\$3,468.	\$3,468.	\$3,468.
48" W x 96" L*	TR4896M_P__	\$2,724.	\$2,936.	\$2,936.	\$3,932.	\$3,932.	\$3,932.	\$3,932.	\$3,932.

**WEIGHT:** Please inquire with customer service for information.

**MORE INFORMATION:** \* 5 legs total ■ \*\* 6 legs total ■ \*\*\* 7 legs total ■ 60" or longer include an anti-sag stiffener(s).

**ORDERING INSTRUCTIONS:** Please refer to the product code builder below

TC36M		P			
Base Code	Insert Edge Style Code	Insert Leg Height	Top Selection [finish selection]	Leg Finish [finish chart, page 8]	Edge Finish [finish chart, page 8]
Model Code	Finishes				

Edge Style Codes:

- 10 Laminate Self Edge
  - 15 Vinyl T-Mold
  - 20 Maple Edge
  - 25 Plywood Edge
  - 30 Eased Edge
  - 31 Waterfall
  - 32 Bullnose
  - 33 Top Chamfer
  - 34 Bottom Chamfer
- Solid wood**

For edge details refer to page 6





Plover Table			Edge Styles							
20" H + 24"H + 26"H	Description	Base Code	15	20	25	30	31	32	33	34
	36" DIA	TQ36M__P__	\$1,912.	\$2,044.	\$2,044.	\$2,448.	\$2,448.	\$2,448.	\$2,448.	\$2,448.
	42" DIA	TQ42M__P__	\$2,116.	\$2,256.	\$2,256.	\$2,776.	\$2,776.	\$2,776.	\$2,776.	\$2,776.
	48" DIA	TQ48M__P__	\$2,232.	\$2,388.	\$2,388.	\$2,948.	\$2,948.	\$2,948.	\$2,948.	\$2,948.
	60" DIA	TQ60M__P__	\$2,728.	\$2,940.	\$2,940.	\$3,988.	\$3,988.	\$3,988.	\$3,988.	\$3,988.
	36" DIA	TH36M__P__	\$1,252.	\$1,308.	\$1,308.	\$1,752.	\$1,752.	\$1,752.	\$1,752.	\$1,752.
	42" DIA	TH42M__P__	\$1,400.	\$1,464.	\$1,464.	\$1,994.	\$1,994.	\$1,994.	\$1,994.	\$1,994.
	48" DIA	TH48M__P__	\$1,444.	\$1,500.	\$1,500.	\$2,016.	\$2,016.	\$2,016.	\$2,016.	\$2,016.
	60" DIA	TH60M__P__	\$1,956.	\$2,032.	\$2,032.	\$2,696.	\$2,696.	\$2,696.	\$2,696.	\$2,696.
	36" W x 36" L	TT3636M__P__	\$1,348.	\$1,416.	\$1,416.	\$1,740.	\$1,740.	\$1,740.	\$1,740.	\$1,740.
	48" W x 48" L	TT4848M__P__	\$1,508.	\$1,616.	\$1,616.	\$2,036.	\$2,036.	\$2,036.	\$2,036.	\$2,036.
	60" W x 60" L	TT6060M__P__	\$1,904.	\$2,044.	\$2,044.	\$2,624.	\$2,624.	\$2,624.	\$2,624.	\$2,624.
	30" W x 48" L	TZ3048M__P__	\$1,752.	\$1,836.	\$1,836.	\$2,304.	\$2,304.	\$2,304.	\$2,304.	\$2,304.
	30" W x 60"	TZ3060M__P__	\$1,948.	\$2,020.	\$2,020.	\$2,564.	\$2,564.	\$2,564.	\$2,564.	\$2,564.
	36" W x 60" L	TZ3660M__P__	\$2,224.	\$2,324.	\$2,324.	\$2,924.	\$2,924.	\$2,924.	\$2,924.	\$2,924.
	36" W x 72" L	TZ3672M__P__	\$2,428.	\$2,700.	\$2,700.	\$3,380.	\$3,380.	\$3,380.	\$3,380.	\$3,380.
	60" W x 60" L	TCL6060M__P__	\$2,528.	\$2,856.	\$2,856.	NA				

**WEIGHT:** Please inquire with customer service for information.  
**MORE INFORMATION:** 60" or longer include an anti-sag stiffener(s).

**ORDERING INSTRUCTIONS:** Please refer to the product code builder below

TC36M\_\_P\_\_

Base Code	Insert Edge Style Code	Insert Leg Height	Top Selection [finish selection]	Leg Finish [finish chart, page 8]	Edge Finish [finish chart, page 8]
<b>Model Code</b>			<b>Finishes</b>		

**Edge Style Codes:**

- 10 Laminate Self Edge
- 15 Vinyl T-Mold
- 20 Maple Edge
- 25 Plywood Edge
- 30 Eased Edge
- 31 Waterfall
- 32 Bullnose
- 33 Top Chamfer
- 34 Bottom Chamfer

Solid wood

For edge details refer to page 6

# Yuma tables


## **Construction**

**Worksurfaces:** 1.125" premium particle board with laminate or wood veneer surface with phenolic backer on the underside.

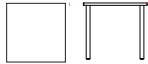
**Yuma Legs:** Constructed of 2" square steel tube welded to a 4" x 4" steel top plate with an adjustable glide inserted into the leg bottom. Legs are electrostatically coated with epoxy powder. A wide variety of powder coat finishes are available.



Edge Styles

YUMA Table 29" H	Description	Base Code	10	15	20	25	30	31	32	33	34
<b>ROUND</b> 	30" DIA†	TC30L__Y29	\$996.	\$996.	\$1,084.	\$1,084.	\$1,536.	\$1,536.	\$1,536.	\$1,536.	\$1,536.
	36" DIA	TC36L__Y29	\$1,036.	\$1,036.	\$1,100.	\$1,100.	\$1,620.	\$1,620.	\$1,620.	\$1,620.	\$1,620.
	42" DIA	TC42L__Y29	\$1,140.	\$1,140.	\$1,236.	\$1,236.	\$2,008.	\$2,008.	\$2,008.	\$2,008.	\$2,008.
	48" DIA	TC48L__Y29	\$1,208.	\$1,208.	\$1,320.	\$1,320.	\$2,148.	\$2,148.	\$2,148.	\$2,148.	\$2,148.
	60" DIA	TC60L__Y29	\$1,480.	\$1,480.	\$1,652.	\$1,652.	\$2,820.	\$2,820.	\$2,820.	\$2,820.	\$2,820.

†30" DIA table does not accommodate chairs. For stools or side table applications only.

YUMA Table 29" H	Description	Base Code	10	15	20	25	30	31	32	33	34
<b>SQUARE</b> 	30"W x 30" L	TS3030L__Y29	\$972.	\$972.	\$1,048.	\$1,048.	\$1,328.	\$1,328.	\$1,328.	\$1,328.	\$1,328.
	36"W x 36" L	TS3636L__Y29	\$1,036.	\$1,036.	\$1,108.	\$1,108.	\$1,460.	\$1,460.	\$1,460.	\$1,460.	\$1,460.
	42"W x 42" L	TS4242L__Y29	\$1,140.	\$1,140.	\$1,208.	\$1,208.	\$1,748.	\$1,748.	\$1,748.	\$1,748.	\$1,748.
	48"W x 48" L	TS4848L__Y29	\$1,208.	\$1,208.	\$1,300.	\$1,300.	\$1,824.	\$1,824.	\$1,824.	\$1,824.	\$1,824.
	60"W x 60" L	TS6060L__Y29	\$1,480.	\$1,480.	\$1,644.	\$1,644.	\$2,312.	\$2,312.	\$2,312.	\$2,312.	\$2,312.

YUMA Table 29" H	Description	Base Code	10	15	20	25	30	31	32	33	34
<b>RECTANGLE</b> 	30"W x 36" L	TR3036L__Y29	\$996.	\$996.	\$1,084.	\$1,084.	\$1,368.	\$1,368.	\$1,368.	\$1,368.	\$1,368.
	30"W x 42" L	TR3042L__Y29	\$1,032.	\$1,032.	\$1,132.	\$1,132.	\$1,392.	\$1,392.	\$1,392.	\$1,392.	\$1,392.
	30"W x 48" L	TR3048L__Y29	\$1,052.	\$1,052.	\$1,160.	\$1,160.	\$1,448.	\$1,448.	\$1,448.	\$1,448.	\$1,448.
	30"W x 60" L	TR3060L__Y29	\$1,208.	\$1,208.	\$1,336.	\$1,336.	\$1,660.	\$1,660.	\$1,660.	\$1,660.	\$1,660.
	30"W x 72" L	TR3072L__Y29	\$1,264.	\$1,264.	\$1,448.	\$1,448.	\$1,800.	\$1,800.	\$1,800.	\$1,800.	\$1,800.
	30"W x 84" L*	TR3084L__Y29	\$1,628.	\$1,628.	\$1,836.	\$1,836.	\$2,240.	\$2,240.	\$2,240.	\$2,240.	\$2,240.
	36"W x 42" L	TR3642L__Y29	\$1,084.	\$1,084.	\$1,164.	\$1,164.	\$1,460.	\$1,460.	\$1,460.	\$1,460.	\$1,460.
	36"W x 48" L	TR3648L__Y29	\$1,132.	\$1,132.	\$1,220.	\$1,220.	\$1,544.	\$1,544.	\$1,544.	\$1,544.	\$1,544.
	36"W x 60" L	TR3660L__Y29	\$1,284.	\$1,284.	\$1,392.	\$1,392.	\$1,784.	\$1,784.	\$1,784.	\$1,784.	\$1,784.
	36"W x 72" L	TR3672L__Y29	\$1,392.	\$1,392.	\$1,524.	\$1,524.	\$1,996.	\$1,996.	\$1,996.	\$1,996.	\$1,996.
	36"W x 84" L*	TR3684L__Y29	\$1,808.	\$1,808.	\$1,928.	\$1,928.	\$2,400.	\$2,400.	\$2,400.	\$2,400.	\$2,400.
	42"W x 60" L	TR4260L__Y29	\$1,344.	\$1,344.	\$1,448.	\$1,448.	\$2,096.	\$2,096.	\$2,096.	\$2,096.	\$2,096.
	42"W x 72" L	TR4272L__Y29	\$1,424.	\$1,424.	\$1,552.	\$1,552.	\$2,140.	\$2,140.	\$2,140.	\$2,140.	\$2,140.
	42"W x 84" L*	TR4284L__Y29	\$1,880.	\$1,880.	\$1,952.	\$1,952.	\$2,644.	\$2,644.	\$2,644.	\$2,644.	\$2,644.
	42"W x 96" L*	TR4296L__Y29	\$1,932.	\$1,932.	\$1,984.	\$1,984.	\$2,792.	\$2,792.	\$2,792.	\$2,792.	\$2,792.
	48"W x 60" L	TR4860L__Y29	\$1,568.	\$1,568.	\$1,760.	\$1,760.	\$2,340.	\$2,340.	\$2,340.	\$2,340.	\$2,340.
	48"W x 72" L	TR4872L__Y29	\$1,604.	\$1,604.	\$1,816.	\$1,816.	\$2,440.	\$2,440.	\$2,440.	\$2,440.	\$2,440.
	48"W x 84" L*	TR4884L__Y29	\$1,916.	\$1,916.	\$2,208.	\$2,208.	\$2,824.	\$2,824.	\$2,824.	\$2,824.	\$2,824.
	48"W x 96" L*	TR4896L__Y29	\$1,984.	\$1,984.	\$2,248.	\$2,248.	\$2,964.	\$2,964.	\$2,964.	\$2,964.	\$2,964.

**WEIGHT:** Please inquire with customer service for information.

**MORE INFORMATION:** \* 5 legs total ■ \*\* 6 legs total ■ \*\*\* 7 legs total ■ 60" or longer include an anti-sag stiffener(s).

**ORDERING INSTRUCTIONS:** Please refer to the product code builder below

TC36L\_\_Y29


Base Code	Insert Edge Style Code	Top Selection [laminate selection]	Leg Powdercoat Finish [finish chart, page 9]	Edge Finish [finish chart, page 8]
Model Code		Finishes		


Edge Style Codes:

- 10 Laminate Self Edge
  - 15 Vinyl T-Mold
  - 20 Maple Edge
  - 25 Plywood Edge
  - 30 Eased Edge
  - 31 Waterfall
  - 32 Bullnose
  - 33 Top Chamfer
  - 34 Bottom Chamfer
- Solid wood


For edge details refer to page 6


Edge Styles


YUMA Table 29" H	Description	Base Code	10	15	20	25	30	31	32	33	34
	36" DIA	TQ36L__Y29	\$1,356.	\$1,356.	\$1,500.	\$1,500.	\$1,724.	\$1,724.	\$1,724.	\$1,724.	\$1,724.
	42" DIA	TQ42L__Y29	\$1,468.	\$1,468.	\$1,628.	\$1,628.	\$2,140.	\$2,140.	\$2,140.	\$2,140.	\$2,140.
	48" DIA	TQ48L__Y29	\$1,532.	\$1,532.	\$1,708.	\$1,708.	\$2,300.	\$2,300.	\$2,300.	\$2,300.	\$2,300.
	60" DIA	TQ60L__Y29	\$1,804.	\$1,804.	\$2,056.	\$2,056.	\$2,804.	\$2,804.	\$2,804.	\$2,804.	\$2,804.

I/2 ROUND	Description	Base Code	10	15	20	25	30	31	32	33	34
	30" DIA †	TH30L__Y29	\$804.	\$804.	\$948.	\$948.	\$1,280.	\$1,280.	\$1,280.	\$1,280.	\$1,280.
	36" DIA	TH36L__Y29	\$916.	\$916.	\$980.	\$980.	\$1,324.	\$1,324.	\$1,324.	\$1,324.	\$1,324.
	42" DIA	TH42L__Y29	\$996.	\$996.	\$1,072.	\$1,072.	\$1,440.	\$1,440.	\$1,440.	\$1,440.	\$1,440.
	48" DIA	TH48L__Y29	\$1,024.	\$1,024.	\$1,088.	\$1,088.	\$1,484.	\$1,484.	\$1,484.	\$1,484.	\$1,484.
	60" DIA	TH60L__Y29	\$1,380.	\$1,380.	\$1,468.	\$1,468.	\$1,956.	\$1,956.	\$1,956.	\$1,956.	\$1,956.

†30" DIA table does not accommodate chairs. For stools or side table applications only.

TRIANGLE	Description	Base Code	10	15	20	25	30	31	32	33	34
	36" W x 36" L	TT3636L__Y29	\$972.	\$972.	\$1,052.	\$1,052.	\$1,248.	\$1,248.	\$1,248.	\$1,248.	\$1,248.
	48" W x 48" L	TT4848L__Y29	\$1,056.	\$1,056.	\$1,184.	\$1,184.	\$1,460.	\$1,460.	\$1,460.	\$1,460.	\$1,460.
	60" W x 60" L	TT6060L__Y29	\$1,276.	\$1,276.	\$1,440.	\$1,440.	\$1,604.	\$1,604.	\$1,604.	\$1,604.	\$1,604.

TRAPEZOID	Description	Base Code	10	15	20	25	30	31	32	33	34
	30" W x 48" L	TZ3048L__Y29	\$1,268.	\$1,268.	\$1,364.	\$1,364.	\$1,676.	\$1,676.	\$1,676.	\$1,676.	\$1,676.
	30" W x 60" L	TZ3060L__Y29	\$1,372.	\$1,372.	\$1,464.	\$1,464.	\$1,824.	\$1,824.	\$1,824.	\$1,824.	\$1,824.
	36" W x 60" L	TZ3660L__Y29	\$1,528.	\$1,528.	\$1,644.	\$1,644.	\$1,880.	\$1,880.	\$1,880.	\$1,880.	\$1,880.
	36" W x 72" L	TZ3672L__Y29	\$1,764.	\$1,764.	\$1,896.	\$1,896.	\$2,096.	\$2,096.	\$2,096.	\$2,096.	\$2,096.

CLOVERLEAF	Description	Base Code	10	15	20	25	30	31	32	33	34
	60" W x 60" L	TCL6060L__Y29	\$1,892.	\$1,892.	\$2,100.	\$2,100.	NA				

**WEIGHT:** Please inquire with customer service for information.  
**MORE INFORMATION:** 60" or longer include an anti-sag stiffener(s).

**ORDERING INSTRUCTIONS:** Please refer to the product code builder below

TC36L \_\_Y29

Base Code	Insert Edge Style Code	Top Selection [laminate selection]	Leg Powdercoat Finish [finish chart, page 9]	Edge Finish [finish chart, page 8]
<b>Model Code</b>		<b>Finishes</b>		


**Edge Style Codes:**

- 10 Laminate Self Edge
- 15 Vinyl T-Mold
- 20 Maple Edge
- 25 Plywood Edge
- 30 Eased Edge
- 31 Waterfall
- 32 Bullnose
- 33 Top Chamfer
- 34 Bottom Chamfer

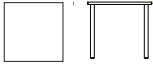
Solid wood

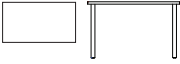
For edge details refer to page 6

Edge Styles

YUMA Table 29" H	Description	Base Code	15	20	25	30	31	32	33	34
	30" DIA †	TC30M__Y29	\$1,240.	\$1,316.	\$1,316.	\$1,776	\$1,776	\$1,776.	\$1,776	\$1,776.
	36" DIA	TC36M__Y29	\$1,360.	\$1,416.	\$1,416.	\$1,976.	\$1,976.	\$1,976.	\$1,976.	\$1,976.
	42" DIA	TC42M__Y29	\$1,548.	\$1,636.	\$1,636.	\$2,456.	\$2,456.	\$2,456.	\$2,456.	\$2,456.
	48" DIA	TC48M__Y29	\$1,684.	\$1,784.	\$1,784.	\$2,688.	\$2,688.	\$2,688.	\$2,688.	\$2,688.
	60" DIA	TC60M__Y29	\$2,200.	\$2,356.	\$2,356.	\$3,608.	\$3,608.	\$3,608.	\$3,608.	\$3,608.

†30" DIA table does not accommodate chairs. For stools or side table applications only.

SQUARE	Description	Base Code	15	20	25	30	31	32	33	34
	30" W x 30" L	TS3030M__Y29	\$1,236.	\$1,304.	\$1,304.	\$1,632.	\$1,632.	\$1,632.	\$1,632.	\$1,632.
	36" W x 36" L	TS3636M__Y29	\$1,360.	\$1,420	\$1,420	\$1,832.	\$1,832.	\$1,832.	\$1,832.	\$1,832.
	42" W x 42" L	TS4242M__Y29	\$1,548.	\$1,612.	\$1,612.	\$2,208.	\$2,208.	\$2,208.	\$2,208.	\$2,208.
	48" W x 48" L	TS4848M__Y29	\$1,684.	\$1,764.	\$1,764.	\$2,364.	\$2,364.	\$2,364.	\$2,364.	\$2,364.
	60" W x 60" L	TS6060M__Y29	\$2,200.	\$2,344.	\$2,344.	\$3,128.	\$3,128.	\$3,128.	\$3,128.	\$3,128.

RECTANGLE	Description	Base Code	15	20	25	30	31	32	33	34
	30" W x 36" L	TR3036M__Y29	\$1,280.	\$1,360.	\$1,360.	\$1,692.	\$1,692	\$1,692	\$1,692	\$1,692
	30" W x 42" L	TR3042M__Y29	\$1,348.	\$1,436.	\$1,436.	\$1,756.	\$1,756.	\$1,756.	\$1,756.	\$1,756.
	30" W x 48" L	TR3048M__Y29	\$1,392.	\$1,488.	\$1,488.	\$1,836.	\$1,836.	\$1,836.	\$1,836.	\$1,836.
	30" W x 60" L	TR3060M__Y29	\$1,616.	\$1,732.	\$1,732.	\$2,124.	\$2,124.	\$2,124.	\$2,124.	\$2,124.
	30" W x 72" L	TR3072M__Y29	\$1,716.	\$1,884.	\$1,884.	\$2,320.	\$2,320.	\$2,320.	\$2,320.	\$2,320.
	30" W x 84" L	TR3084M__Y29	\$2,264.	\$2,448.	\$2,448.	\$2,968.	\$2,968.	\$2,968.	\$2,968.	\$2,968.
	36" W x 42" L	TR3642M__Y29	\$1,524.	\$1,600.	\$1,600.	\$1,960.	\$1,960.	\$1,960.	\$1,960.	\$1,960.
	36" W x 48" L	TR3648M__Y29	\$1,540.	\$1,616.	\$1,616.	\$2,008.	\$2,008.	\$2,008.	\$2,008.	\$2,008.
	36" W x 60" L	TR3660M__Y29	\$1,760.	\$1,856.	\$1,856.	\$2,332.	\$2,332	\$2,332	\$2,332	\$2,332
	36" W x 72" L	TR3672M__Y29	\$1,904.	\$2,016.	\$2,016.	\$2,556.	\$2,556.	\$2,556.	\$2,556.	\$2,556.
	36" W x 84" L*	TR3684M__Y29	\$2,264.	\$2,384.	\$2,384.	\$3,028.	\$3,028.	\$3,028.	\$3,028.	\$3,028.
	42" W x 60" L	TR4260M__Y29	\$1,872.	\$1,960.	\$1,960.	\$2,692.	\$2,692.	\$2,692.	\$2,692.	\$2,692.
	42" W x 72" L	TR4272M__Y29	\$2,016.	\$2,128.	\$2,128.	\$2,816.	\$2,816	\$2,816	\$2,816	\$2,816
	42" W x 84" L*	TR4284M__Y29	\$2,424.	\$2,528.	\$2,528.	\$3,376.	\$3,376.	\$3,376.	\$3,376.	\$3,376.
	42" W x 96" L*	TR4296M__Y29	\$2,560.	\$2,668.	\$2,668.	\$3,540.	\$3,540.	\$3,540.	\$3,540.	\$3,540.
	48" W x 60" L	TR4860M__Y29	\$2,032.	\$2,152.	\$2,152.	\$2,864.	\$2,864.	\$2,864.	\$2,864.	\$2,864.
	48" W x 72" L	TR4872M__Y29	\$2,132.	\$2,248.	\$2,248.	\$3,000.	\$3,000.	\$3,000.	\$3,000.	\$3,000.
	48" W x 84" L*	TR4884M__Y29	\$2,488.	\$2,664.	\$2,664.	\$3,452.	\$3,452.	\$3,452.	\$3,452.	\$3,452.
	48" W x 96" L*	TR4896M__Y29	\$2,712.	\$2,920.	\$2,920.	\$3,916.	\$3,916.	\$3,916.	\$3,916.	\$3,916.

**WEIGHT:** Please inquire with customer service for information.

**MORE INFORMATION:** \* 5 legs total ■ \*\* 6 legs total ■ \*\*\* 7 legs total ■ 60" or longer include an anti-sag stiffener(s).

**ORDERING INSTRUCTIONS:** Please refer to the product code builder below

TC36M\_\_Y29


Base Code	Insert Edge Style Code	Top Selection [finish selection]	Leg Powdercoat Finish [finish chart, page 9]	Edge Finish [finish chart, page 8]
Model Code	Finishes			


**Edge Style Codes:**

- 10 Laminate Self Edge
  - 15 Vinyl T-Mold
  - 20 Maple Edge
  - 25 Plywood Edge
  - 30 Eased Edge
  - 31 Waterfall
  - 32 Bullnose
  - 33 Top Chamfer
  - 34 Bottom Chamfer
- Solid wood**

For edge details refer to page 6

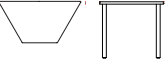
Edge Styles


YUMA Table 29" H	Description	Base Code	15	20	25	30	31	32	33	34
	36" DIA	TQ36M__Y29	\$1,964.	\$2,100.	\$2,100.	\$2,436.	\$2,436.	\$2,436.	\$2,436.	\$2,436.
	42" DIA	TQ42M__Y29	\$2,176.	\$2,324.	\$2,324.	\$2,764.	\$2,764.	\$2,764.	\$2,764.	\$2,764.
	48" DIA	TQ48M__Y29	\$2,300.	\$2,460.	\$2,460.	\$2,936.	\$2,936.	\$2,936.	\$2,936.	\$2,936.
	60" DIA	TQ60M__Y29	\$2,816.	\$3,040.	\$3,040.	\$3,976.	\$3,976.	\$3,976.	\$3,976.	\$3,976.

	30" DIA †	TH30M__Y29	\$1,244.	\$1,296.	\$1,296.	\$1,664.	\$1,664.	\$1,664.	\$1,664.	\$1,664.
	36" DIA	TH36M__Y29	\$1,280.	\$1,340.	\$1,340.	\$1,740.	\$1,740.	\$1,740.	\$1,740.	\$1,740.
	42" DIA	TH42M__Y29	\$1,436.	\$1,500.	\$1,500.	\$1,936.	\$1,936.	\$1,936.	\$1,936.	\$1,936.
	48" DIA	TH48M__Y29	\$1,484.	\$1,540.	\$1,540.	\$2,008.	\$2,008.	\$2,008.	\$2,008.	\$2,008.
	60" DIA	TH60M__Y29	\$2,008.	\$2,088.	\$2,088.	\$2,684.	\$2,684.	\$2,684.	\$2,684.	\$2,684.

†30" DIA table does not accommodate chairs. For stools or side table applications only.

	36" W x 36" L	TT3636M__Y29	\$1,380.	\$1,452.	\$1,452.	\$1,732.	\$1,732.	\$1,732.	\$1,732.	\$1,732.
	48" W x 48" L	TT4848M__Y29	\$1,548.	\$1,660.	\$1,660.	\$2,028.	\$2,028.	\$2,028.	\$2,028.	\$2,028.
	60" W x 60" L	TT6060M__Y29	\$1,964.	\$2,108.	\$2,108.	\$2,616.	\$2,616.	\$2,616.	\$2,616.	\$2,616.

	30" W x 48" L	TZ3048M__Y29	\$1,796.	\$1,880.	\$1,880.	\$2,292.	\$2,292.	\$2,292.	\$2,292.	\$2,292.
	30" W x 60" L	TZ3060M__Y29	\$1,996.	\$2,076.	\$2,076.	\$2,552.	\$2,552.	\$2,552.	\$2,552.	\$2,552.
	36" W x 60" L	TZ3660M__Y29	\$2,228.	\$2,396.	\$2,396.	\$2,912.	\$2,912.	\$2,912.	\$2,912.	\$2,912.
	36" W x 72" L	TZ3672M__Y29	\$2,500.	\$2,784.	\$2,784.	\$3,368.	\$3,368.	\$3,368.	\$3,368.	\$3,368.

	60" W x 60" L	TC6060M__Y29	\$2,608.	\$2,952.	\$2,952.	NA			
---	---------------	--------------	----------	----------	----------	----	--	--	--

**WEIGHT:** Please inquire with customer service for information.  
**MORE INFORMATION:** 60" or longer include an anti-sag stiffener(s).

**ORDERING INSTRUCTIONS:** Please refer to the product code builder below

TC36M\_\_Y29

Base Code	Insert Edge Style Code	Top Selection [finish selection]	Leg Powdercoat Finish [finish chart, page 9]	Edge Finish [finish chart, page 8]
<b>Model Code</b>		<b>Finishes</b>		

**Edge Style Codes:**

- 10 Laminate Self Edge
- 15 Vinyl T-Mold
- 20 Maple Edge
- 25 Plywood Edge
- 30 Eased Edge
- 31 Waterfall
- 32 Bullnose
- 33 Top Chamfer
- 34 Bottom Chamfer

Solid wood

For edge details refer to page 6

# T M C

F U R N I T U R E

119 East Ann Street

Ann Arbor, Michigan 48104

Telephone: 734-622-0080

Fax: 734-622-0088

[www.tmc furniture.com](http://www.tmc furniture.com)

